



Alpine Facade

 4
  2
  2

Clare 256 Sloped Block (90mm)

FLOOR AREA

Living	192.62m ²
Garage	38.27m ²
Alfresco	19.64m ²
Porch	5.91m ²

TOTAL: (27.60sqsq) **256.44m²**

HOUSE SIZE

Width	12.36m
Depth	22.91m

TYPICAL FRONTAGE 15.36m+



2.4M
CEILINGS



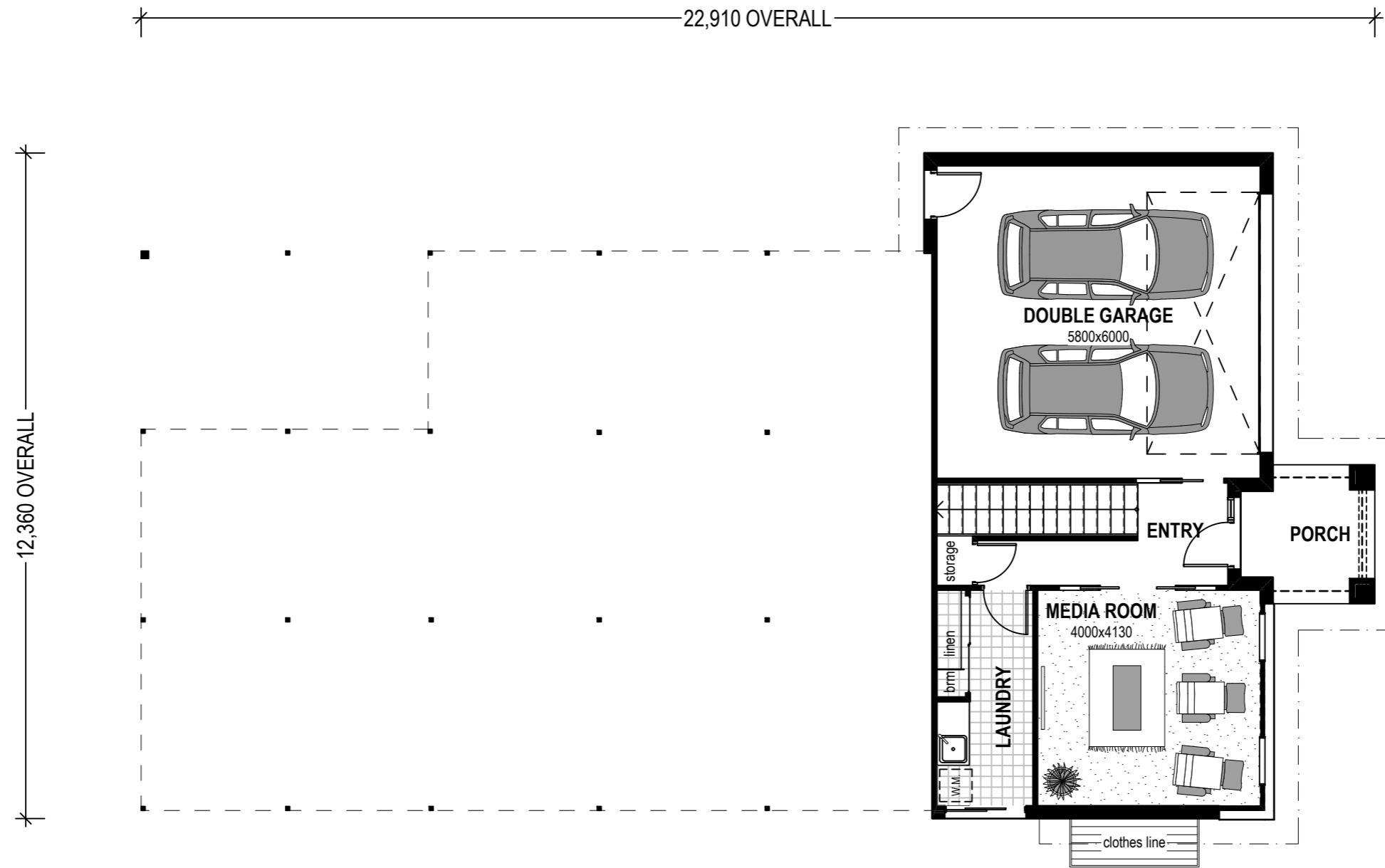
STUDY
NOOK



MEDIA
ROOM



Feels like home



2.4M
CEILINGS



STUDY
NOOK



MEDIA
ROOM



STROUD HOMES
P : 1800 STROUD
W : stroudhomes.com.au

2021
©

THE COPYRIGHT IN THESE PLANS IS OWNED BY SRE HOLDINGS PTY LTD ATF SRE HOLDINGS TRUST AND MAY ONLY BE USED OR REPRODUCED WITH WRITTEN AUTHORISATION FROM SRE HOLDINGS PTY LTD OR AN ASSOCIATED ENTITY LICENSED TO DO SO.

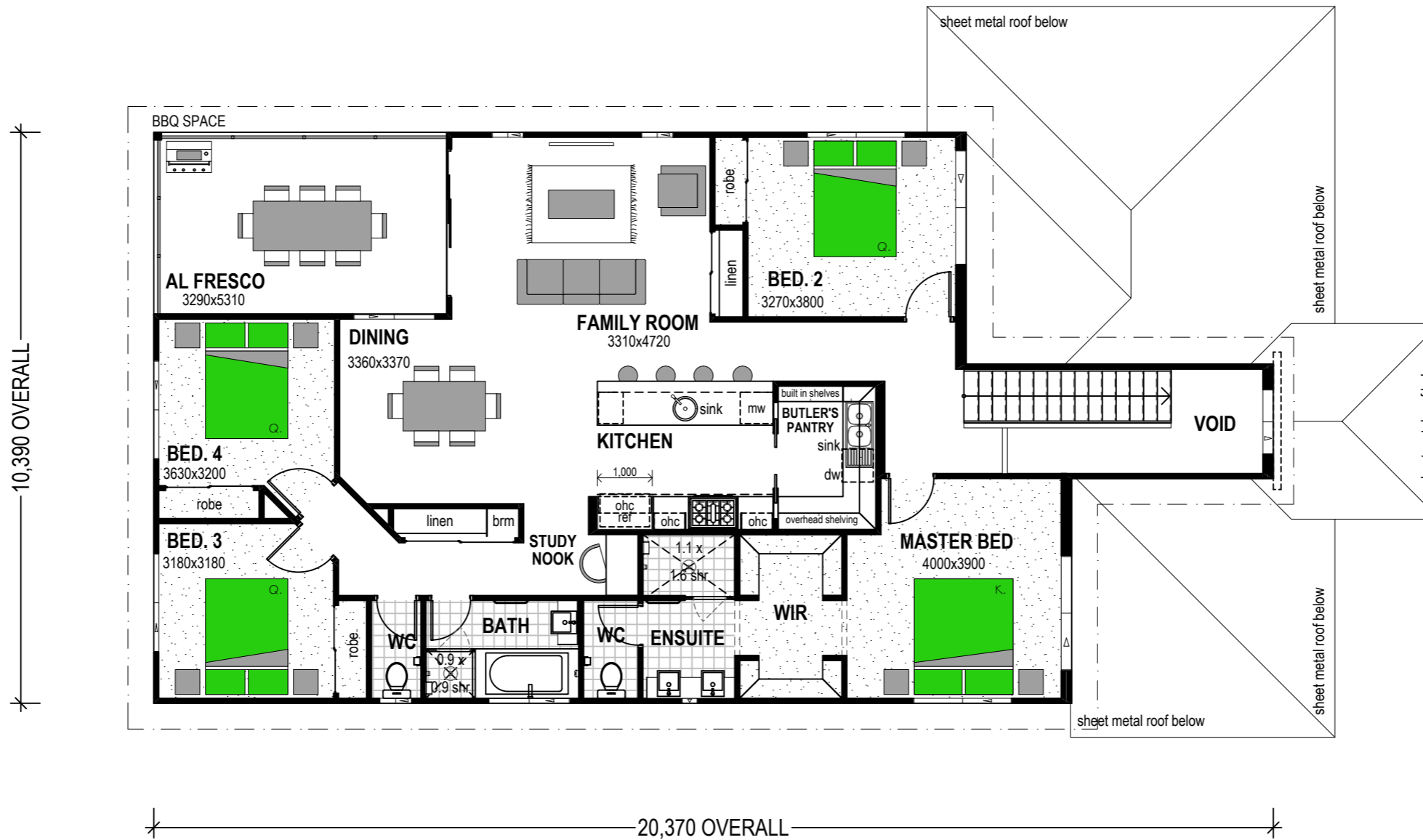
Issue	Date
A	05/10/17
B	21/02/18
C	23/08/21
D	05/11/21
E	04/02/22

AREAS	
LIVING :	192.62 sq.m
GARAGE :	38.27 sq.m
ALFRESCO :	19.64 sq.m
PORCH :	5.91 sq.m
TOTAL :	256.44 sq.m
	27.60 square

CLARE 256
'ALPINE FACADE'
90mm

Drawing
**PRESENTATION
GROUND**

Scale
1:100 @ A3



2.4M
CEILINGS



STUDY
NOOK



MEDIA
ROOM



STROUD HOMES

P : 1800 STROUD

W : stroudhomes.com.au

2021

©

THE COPYRIGHT IN THESE PLANS IS OWNED BY SRE HOLDINGS PTY LTD ATF SRE HOLDINGS TRUST AND MAY ONLY BE USED OR REPRODUCED WITH WRITTEN AUTHORISATION FROM SRE HOLDINGS PTY LTD OR AN ASSOCIATED ENTITY LICENSED TO DO SO.

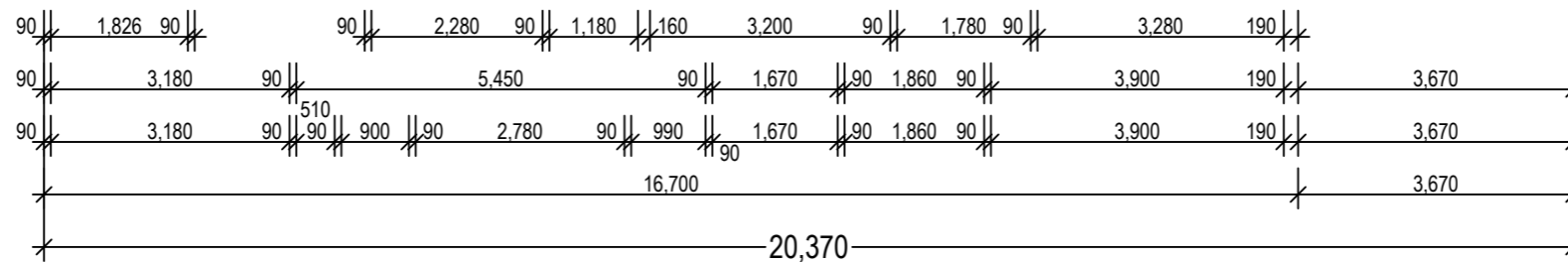
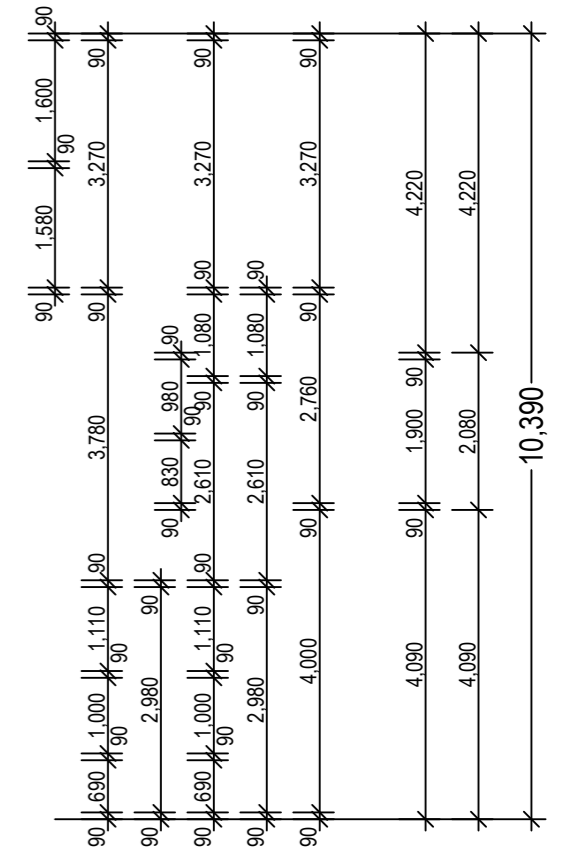
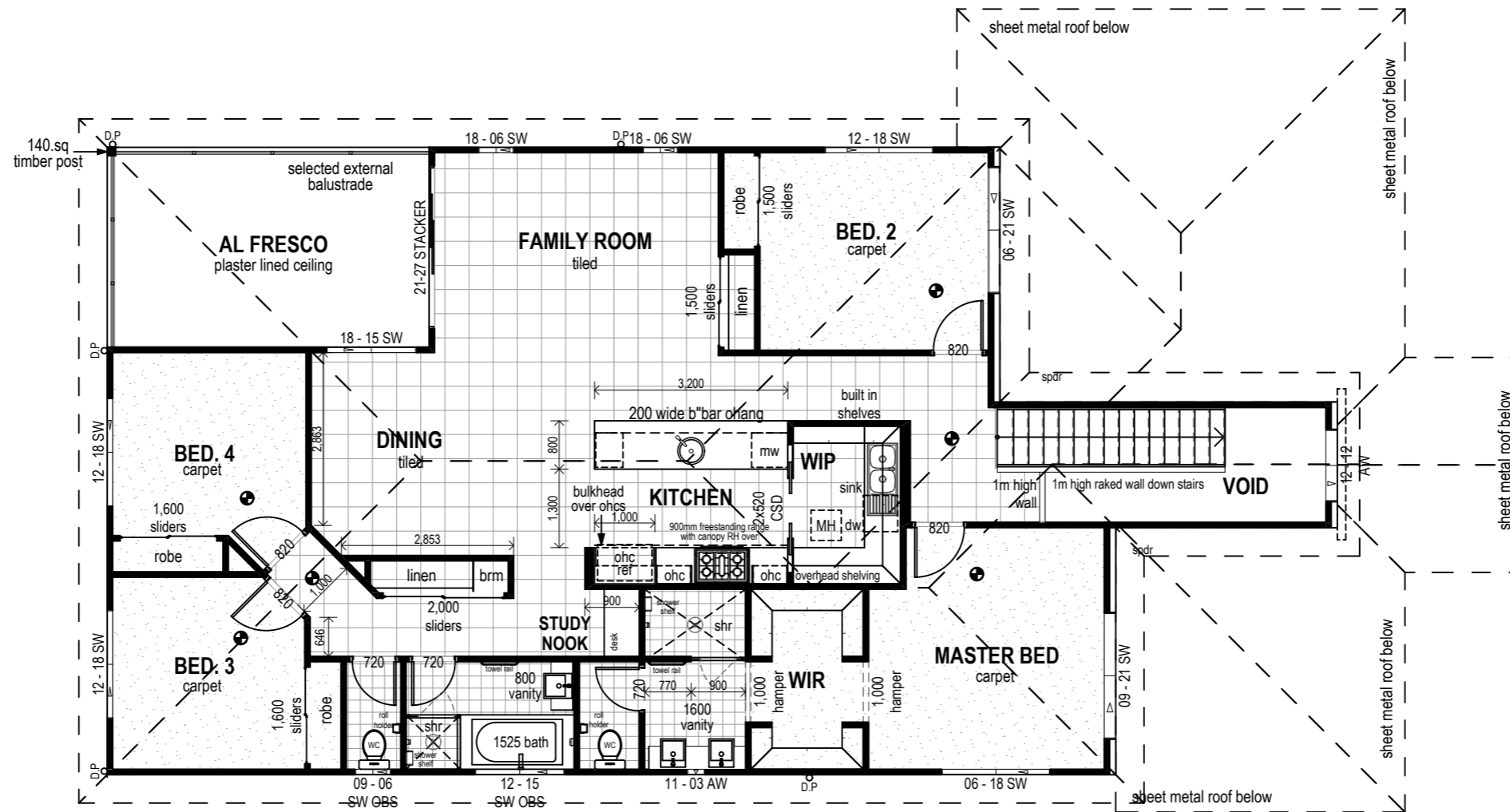
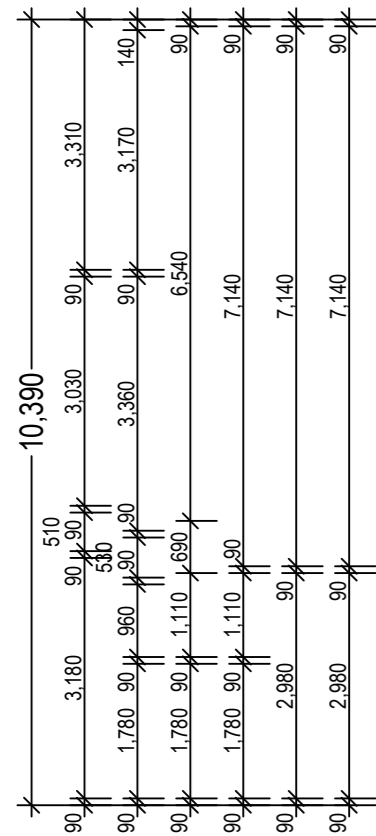
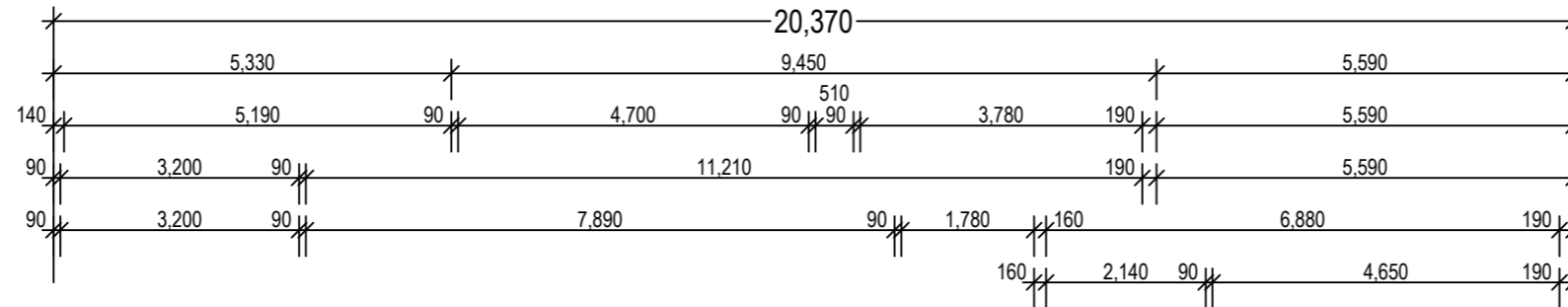
Issue	Date
A	05/10/17
B	21/02/18
C	23/08/21
D	05/11/21
E	04/02/22

AREAS	
LIVING :	192.62 sq.m
GARAGE :	38.27 sq.m
ALFRESCO :	19.64 sq.m
PORCH :	5.91 sq.m
TOTAL :	256.44 sq.m
	27.60 square

CLARE 256
'ALPINE FACADE'
90mm

Drawing
PRESENTATION
UPPER

Scale
1:100 @ A3



STROUD HOMES
 P : 1800 STROUD
 W : stroudhomes.com.au

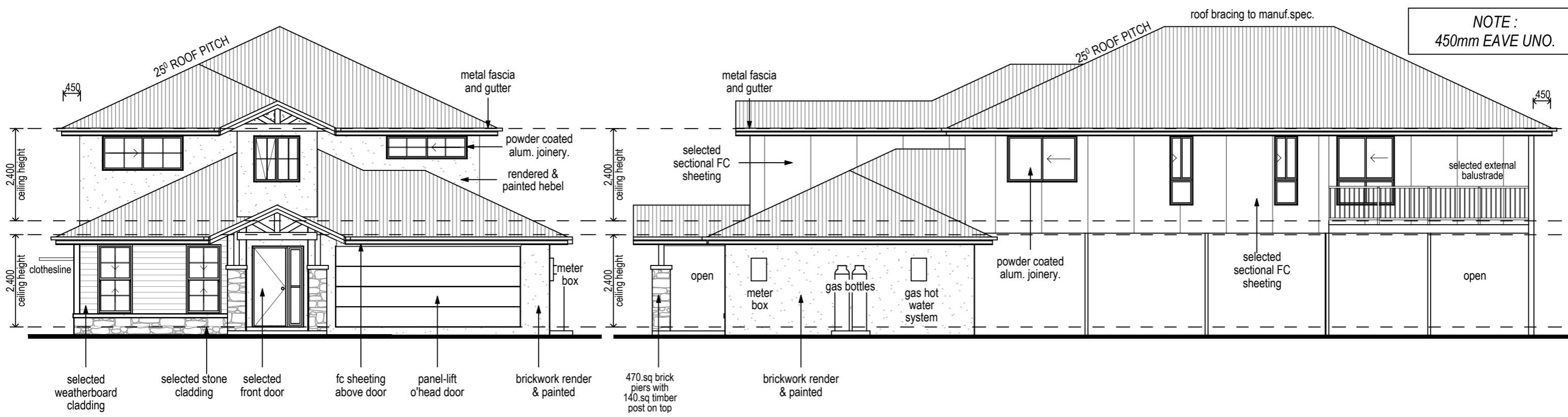
2021 ©
 THE COPYRIGHT IN THESE PLANS IS OWNED BY SRE HOLDINGS PTY LTD ATF SRE HOLDINGS TRUST AND MAY ONLY BE USED OR REPRODUCED WITH WRITTEN AUTHORISATION FROM SRE HOLDINGS PTY LTD OR AN ASSOCIATED ENTITY LICENSED TO DO SO.

Issue	Date
A	05/10/17
B	21/02/18
C	23/08/21
D	05/11/21
E	04/02/22

AREAS	
LIVING :	192.62 sq.m
GARAGE :	38.27 sq.m
ALFRESCO :	19.64 sq.m
PORCH :	5.91 sq.m
TOTAL :	256.44 sq.m
	27.60 square

CLARE 256
'ALPINE FACADE'
90mm

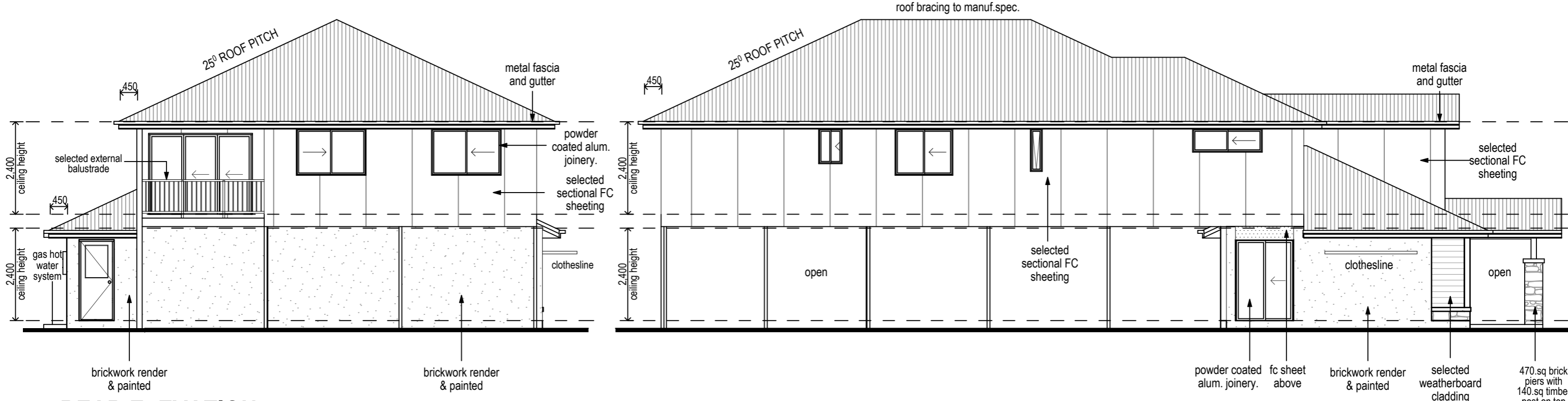
Drawing
FLOOR PLAN
UPPER
 Scale 1:100 @ A3



NOTE :
450mm EAVE UNO.

FRONT ELEVATION
Scale 1:100

RIGHT ELEVATION
Scale 1:100



REAR ELEVATION
Scale 1:100

LEFT ELEVATION
Scale 1:100



STROUD HOMES
P : 1800 STROUD
W : stroudhomes.com.au

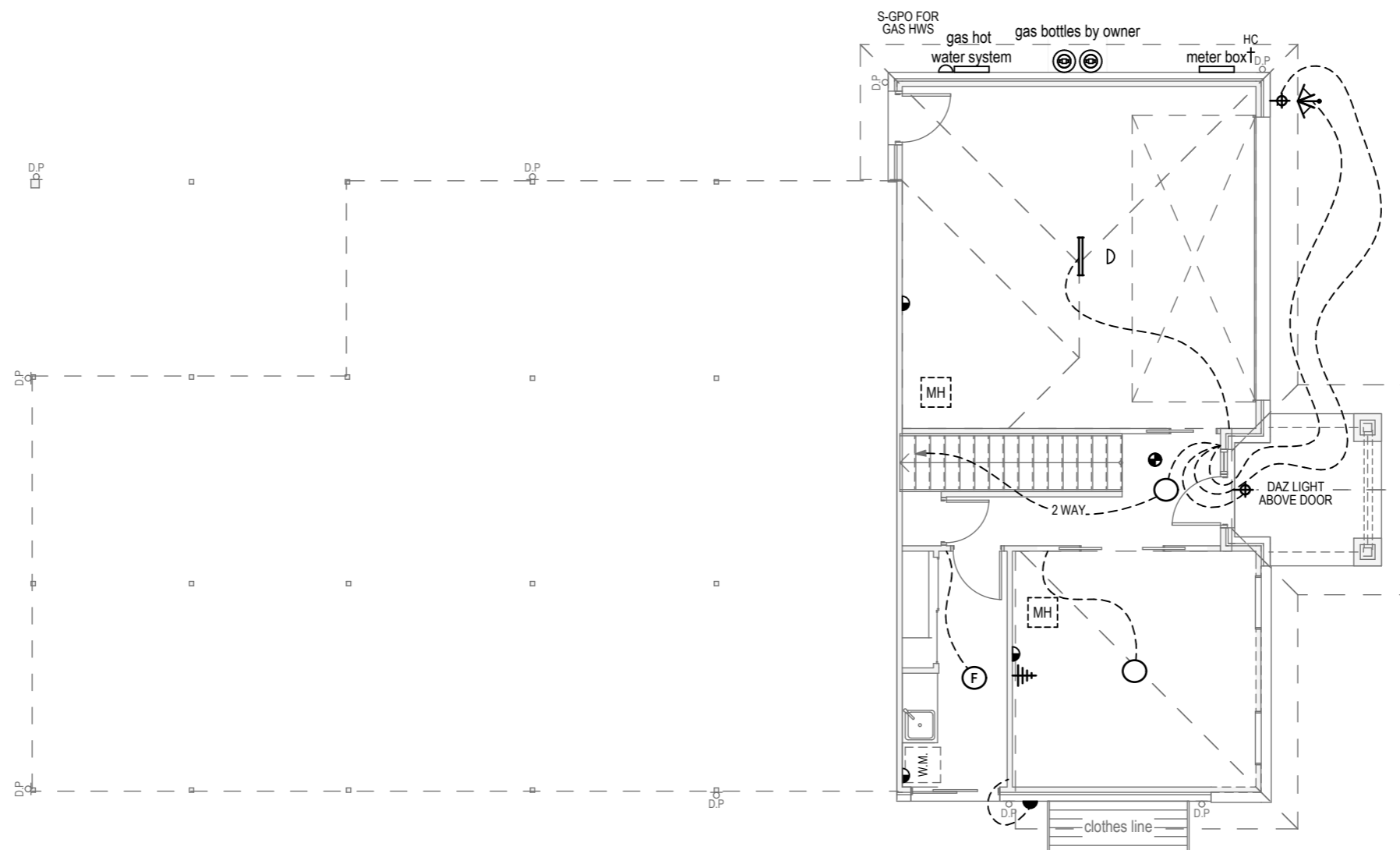
2021 © THE COPYRIGHT IN THESE PLANS IS OWNED BY SRE HOLDINGS PTY LTD ATF SRE HOLDINGS TRUST AND MAY ONLY BE USED OR REPRODUCED WITH WRITTEN AUTHORISATION FROM SRE HOLDINGS PTY LTD OR AN ASSOCIATED ENTITY LICENSED TO DO SO.

Issue	Date
A	05/10/17
B	21/02/18
C	23/08/21
D	05/11/21
E	04/02/22

AREAS	
LIVING :	192.62 sq.m
GARAGE :	38.27 sq.m
ALFRESCO :	19.64 sq.m
PORCH :	5.91 sq.m
TOTAL :	256.44 sq.m
	27.60 square

CLARE 256
'ALPINE FACADE'
90mm

Drawing
ELEVATIONS
Scale 1:100 @ A3



ELECTRICAL LEGEND		
Symbol	Description	No.
⊙	LIGHT - CEILING FLUORESCENT ROUND	1
▼	TELEVISION POINT	1
▬	LIGHT - DOUBLE STRIP FLUORESCENT	1
USB	(GPO) DOUBLE POWER POINT - USB	1
◐	LIGHT - BUNKER	1
⊕	DAZ WALL LIGHT	2
☂	LIGHT EXTERNAL - SENSOR UNIT	2
⊕	TELEVISION POINT	2
⊗	EXHAUST FAN	3
◐	(GPO) SINGLE POWER POINT	6
⊕	SMOKE DETECTOR	7
◐	(GPO) DOUBLE POWER POINT	13
⊙	LIGHT - OYSTER CEILING 300	19



STROUD HOMES
P : 1800 STROUD
W : stroudhomes.com.au

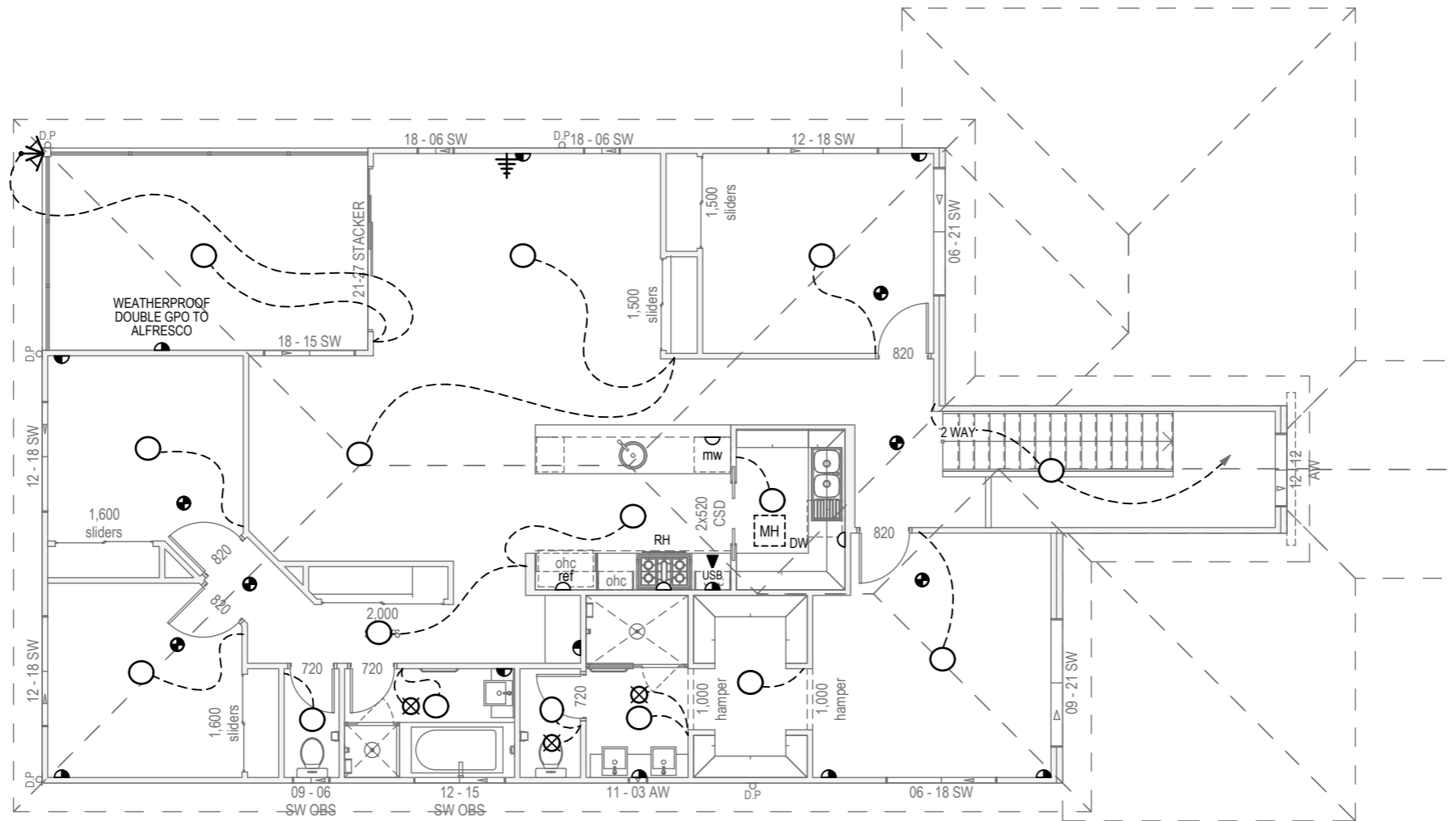
2021 © THE COPYRIGHT IN THESE PLANS IS OWNED BY SRE HOLDINGS PTY LTD ATF SRE HOLDINGS TRUST AND MAY ONLY BE USED OR REPRODUCED WITH WRITTEN AUTHORISATION FROM SRE HOLDINGS PTY LTD OR AN ASSOCIATED ENTITY LICENSED TO DO SO.

Issue	Date
A	05/10/17
B	21/02/18
C	23/08/21
D	05/11/21
E	04/02/22

AREAS	
LIVING :	192.62 sq.m
GARAGE :	38.27 sq.m
ALFRESCO :	19.64 sq.m
PORCH :	5.91 sq.m
TOTAL :	256.44 sq.m
	27.60 square

CLARE 256
'ALPINE FACADE'
90mm

Drawing
ELECTRICAL GROUND
 Scale 1:100 @ A3



ELECTRICAL LEGEND		
Symbol	Description	No.
	LIGHT - CEILING FLUORESCENT ROUND	1
	TELEVISION POINT	1
	LIGHT - DOUBLE STRIP FLUORESCENT	1
	(GPO) DOUBLE POWER POINT - USB	1
	LIGHT - BUNKER	1
	DAZ WALL LIGHT	2
	LIGHT EXTERNAL - SENSOR UNIT	2
	TELEVISION POINT	2
	EXHAUST FAN	3
	(GPO) SINGLE POWER POINT	6
	SMOKE DETECTOR	7
	(GPO) DOUBLE POWER POINT	13
	LIGHT - OYSTER CEILING 300	19



STROUD HOMES
P : 1800 STROUD
W : stroudhomes.com.au

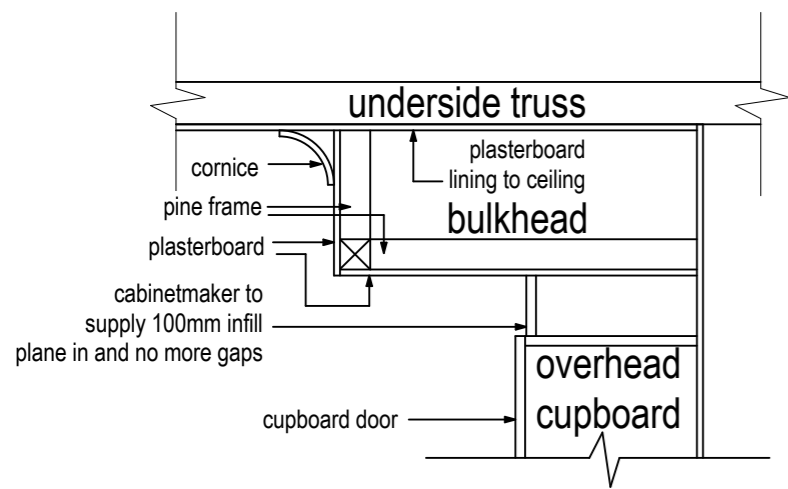
2021 © THE COPYRIGHT IN THESE PLANS IS OWNED BY SRE HOLDINGS PTY LTD ATF SRE HOLDINGS TRUST AND MAY ONLY BE USED OR REPRODUCED WITH WRITTEN AUTHORISATION FROM SRE HOLDINGS PTY LTD OR AN ASSOCIATED ENTITY LICENSED TO DO SO.

Issue	Date
A	05/10/17
B	21/02/18
C	23/08/21
D	05/11/21
E	04/02/22

AREAS	
LIVING :	192.62 sq.m
GARAGE :	38.27 sq.m
ALFRESCO :	19.64 sq.m
PORCH :	5.91 sq.m
TOTAL :	256.44 sq.m
	27.60 square

CLARE 256
'ALPINE FACADE'
90mm

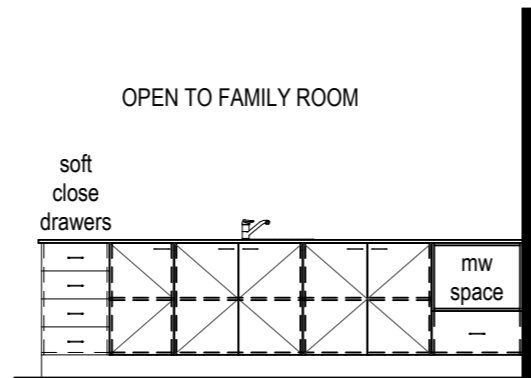
Drawing
ELECTRICAL
UPPER
 Scale 1:100 @ A3



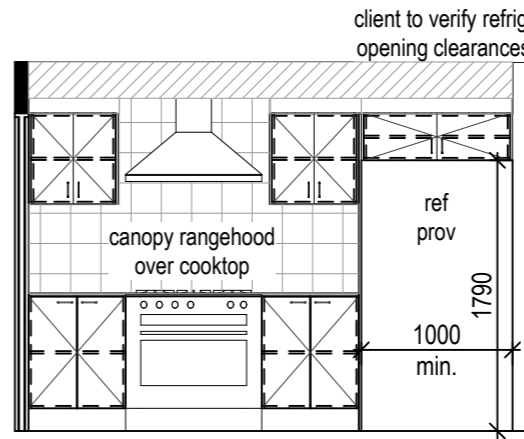
KITCHEN BULKHEAD DETAIL

SCALE : N.T.S.

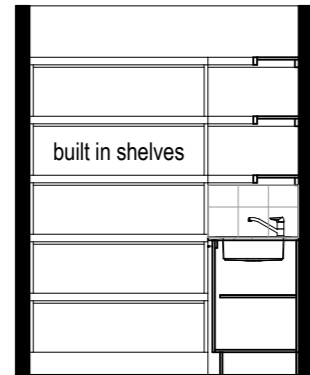
KITCHEN 01



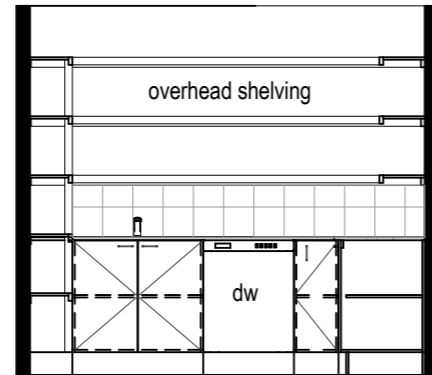
KITCHEN 02



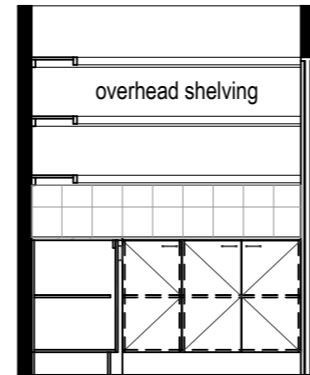
PANTRY 01



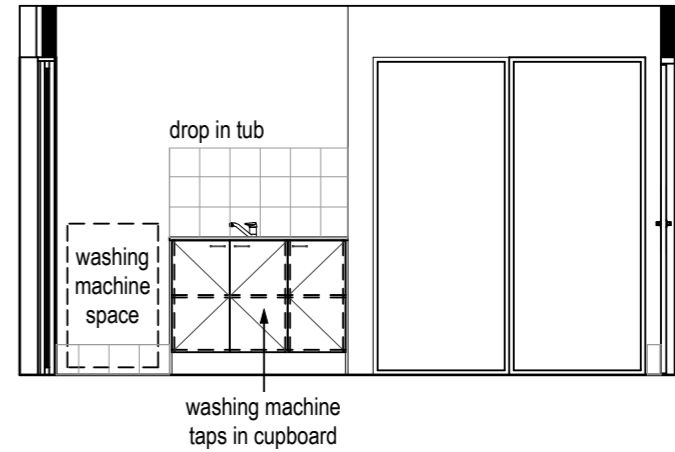
PANTRY 02



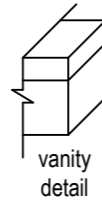
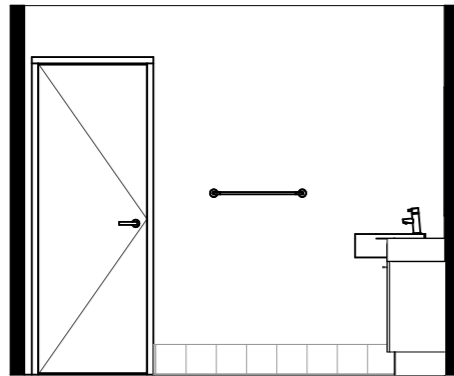
PANTRY 03



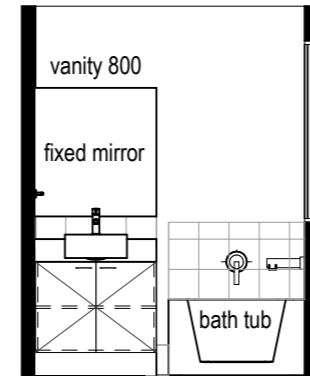
LAUNDRY 01



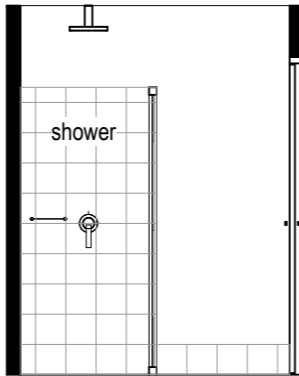
BATH 01



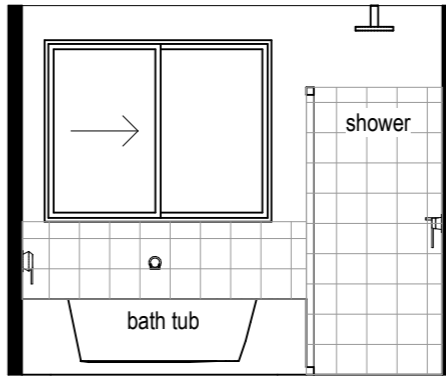
BATH 02



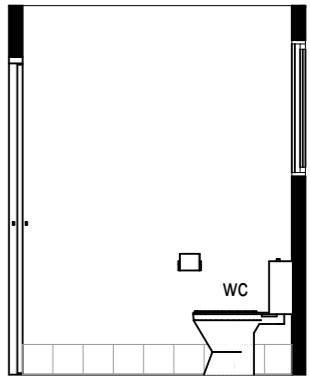
BATH 03



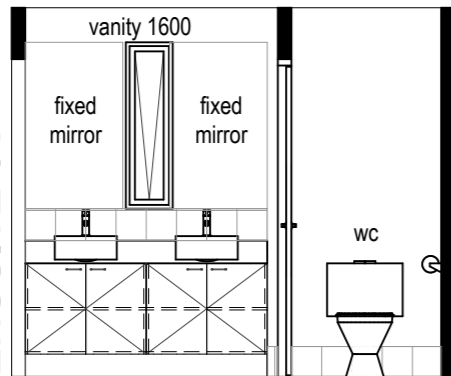
BATH 04



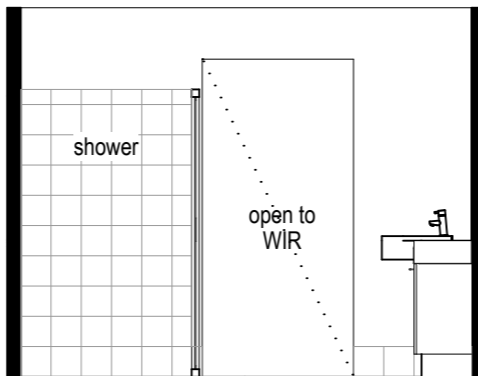
WC 01



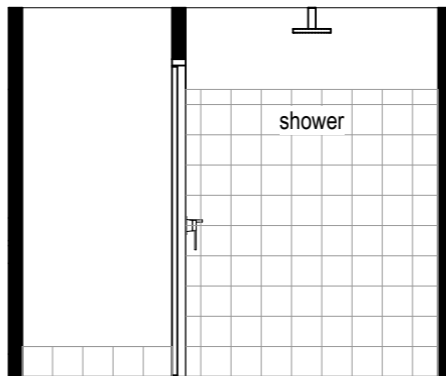
ENSUITE 01



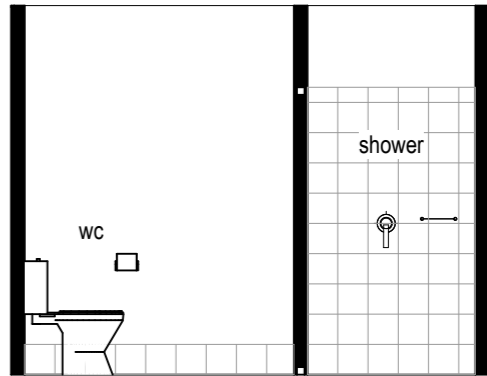
ENSUITE 02



ENSUITE 03



ENSUITE 04



STROUD HOMES

P : 1800 STROUD

W : stroudhomes.com.au

2021 ©

THE COPYRIGHT IN THESE PLANS IS OWNED BY SRE HOLDINGS PTY LTD ATF SRE HOLDINGS TRUST AND MAY ONLY BE USED OR REPRODUCED WITH WRITTEN AUTHORISATION FROM SRE HOLDINGS PTY LTD OR AN ASSOCIATED ENTITY LICENSED TO DO SO.

Issue	Date
A	05/10/17
B	21/02/18
C	23/08/21
D	05/11/21
E	04/02/22

AREAS	
LIVING :	192.62 sq.m
GARAGE :	38.27 sq.m
ALFRESCO :	19.64 sq.m
PORCH :	5.91 sq.m
TOTAL :	256.44 sq.m
	27.60 square

CLARE 256
'ALPINE FACADE'
90mm

Drawing
INTERNALS
ELEVATIONS

Scale 1:50 @ A3



ELANOR 260 SPLIT LEVEL - COAST FAÇADE (90mm)

**2.4m
CEILINGS**

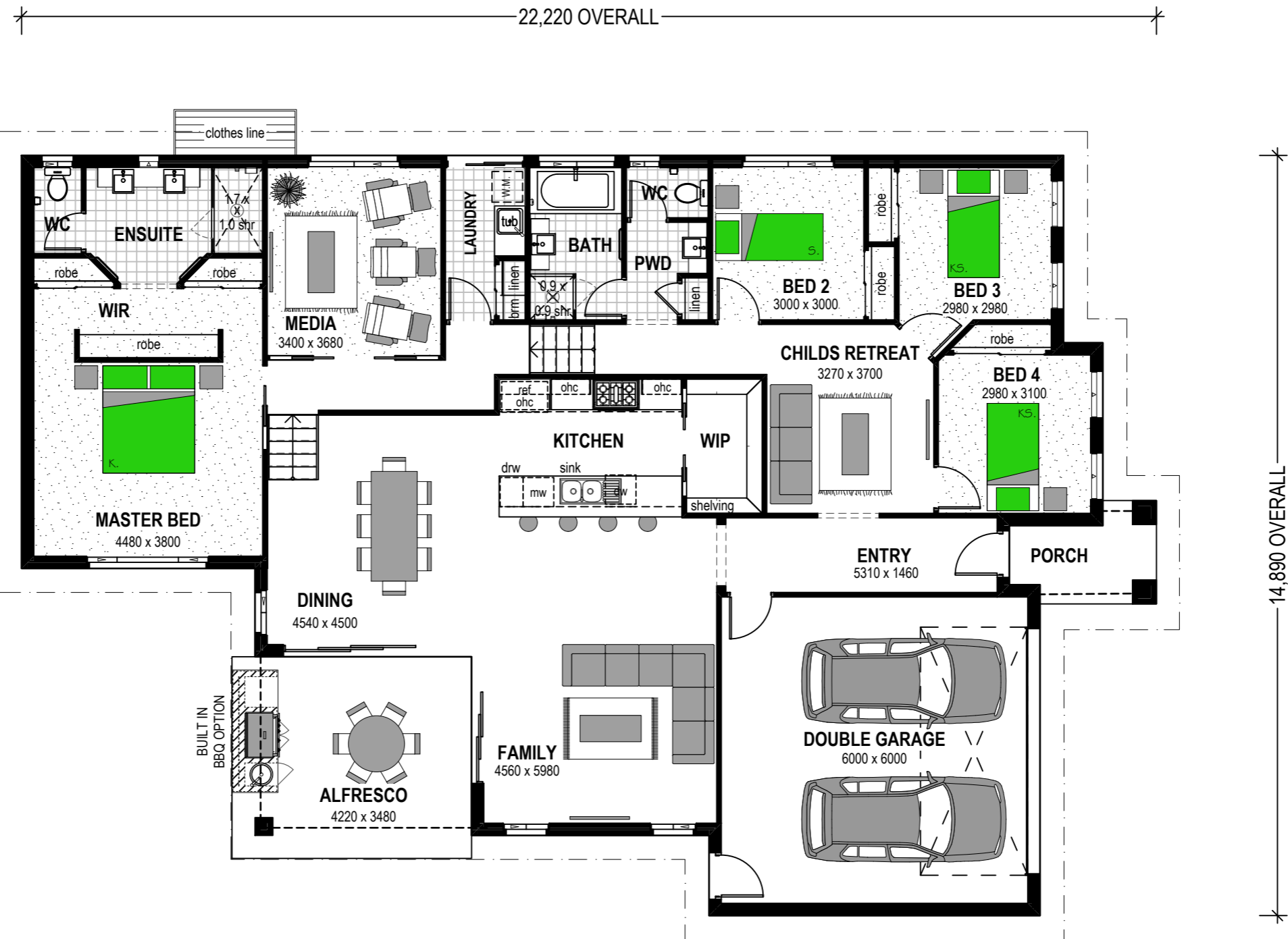
**MEDIA
ROOM**

**CHILD'S
RETREAT**

FLOOR AREA	
Internal	201.80m ²
Garage	39.17m ²
Alfresco	14.84m ²
Porch	4.79m ²
TOTAL:	(28.05sq) 260.60m²

HOUSE SIZE	
Width	14.89m
Depth	22.22m
TYPICAL FRONTAGE	17.89m+

LEGEND:
 FULLY OR PARTIALLY SHADED GREY OR GREEN OBJECTS ARE FURNITURE ITEMS SHOWING INDICATIVE ROOM CONFIGURATIONS AND ARE NOT INCLUDED BY STROUD HOMES



2.4m CEILINGS

MEDIA ROOM

CHILD'S RETREAT



STROUD HOMES
 P : 1800 STROUD
 W : stroudhomes.com.au

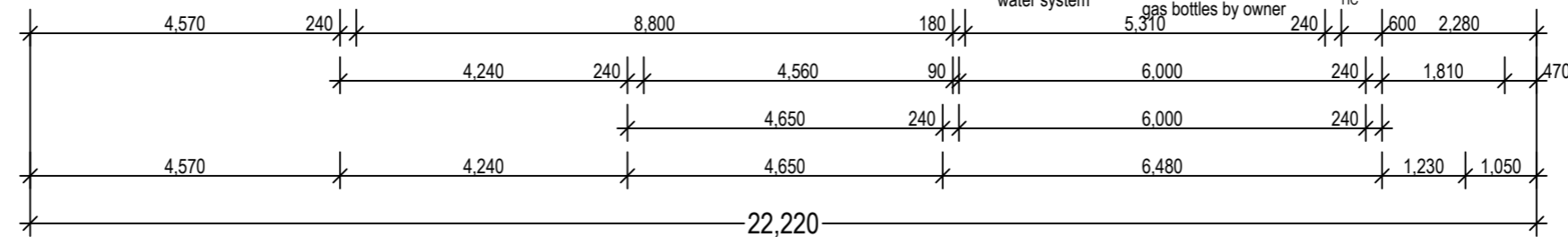
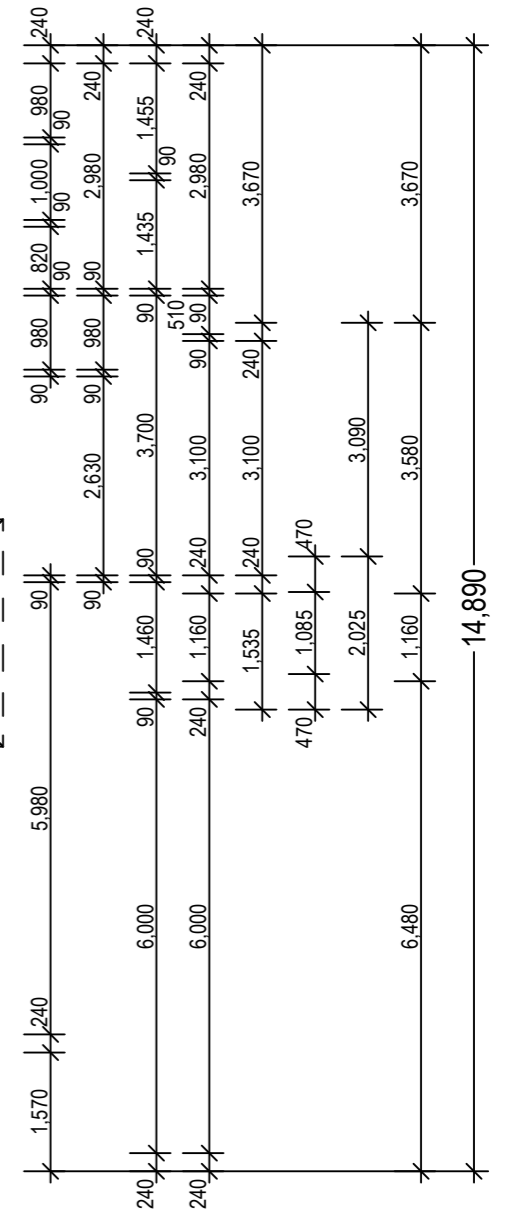
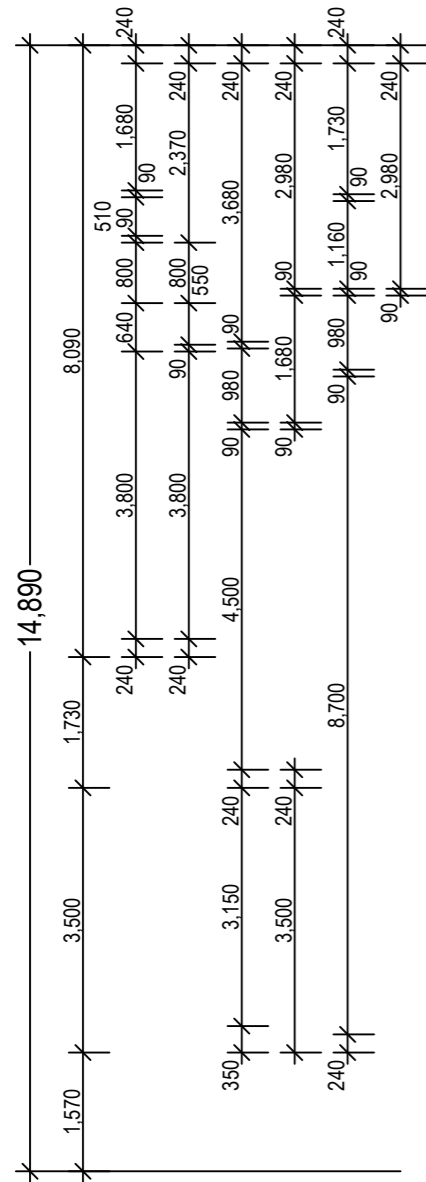
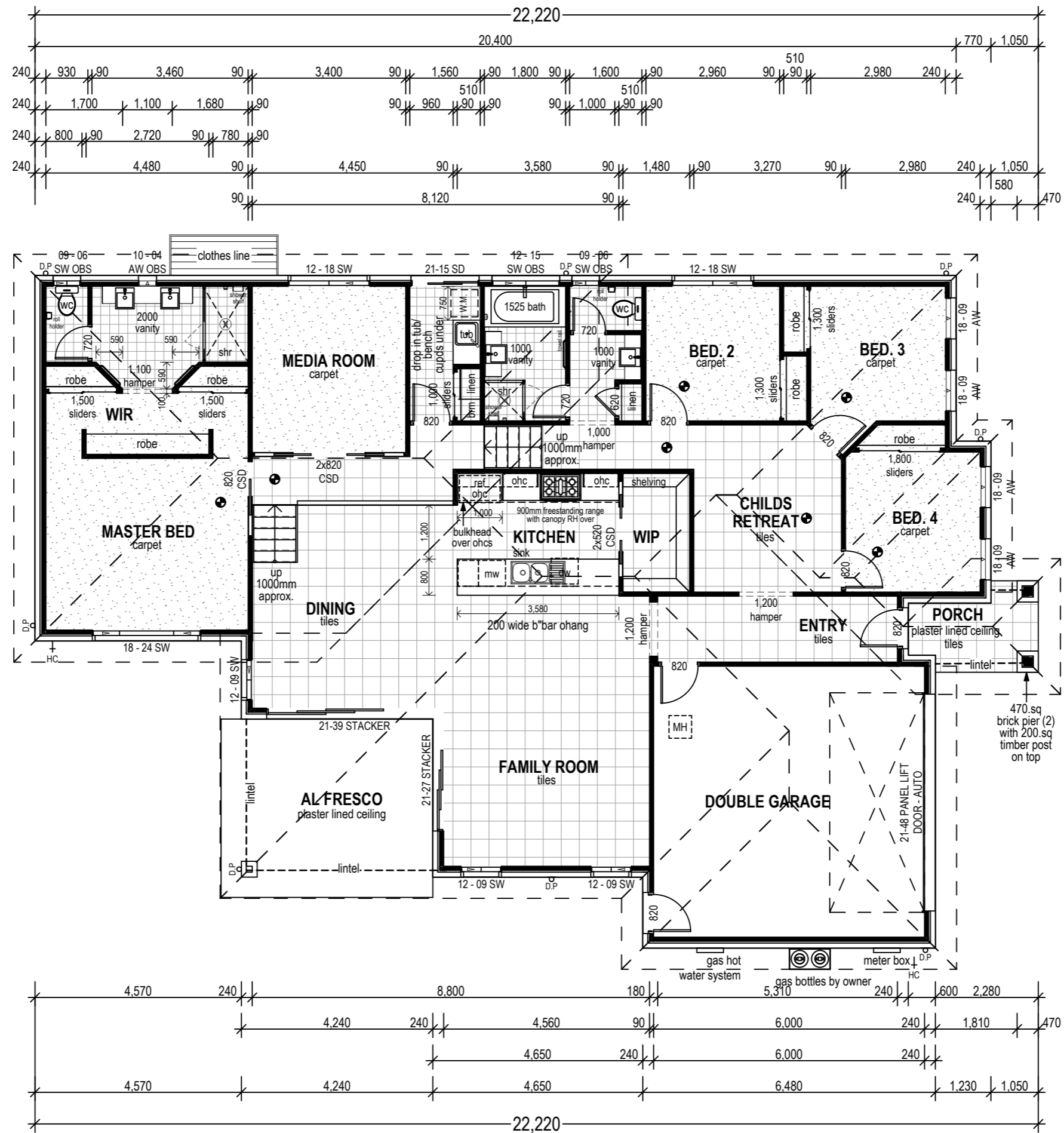
2016 © THESE PLANS ARE COPYRIGHT, MUST NOT BE REPRODUCED WITHOUT WRITTEN AUTHORISATION & REMAIN THE SOLE PROPERTY OF STROUD HOMES PTY LTD.

Issue	Date
A	23/10/18
B	29/10/18
C	06/03/19
D	19/03/19

AREAS	
LIVING :	201.80 sq.m
GARAGE :	39.17 sq.m
ALFRESCO :	14.84 sq.m
PORCH :	4.79 sq.m
TOTAL :	260.60 sq.m
	28.05 square

ELANOR 260
'COAST FACADE'
90mm VIC

Drawing
PRESENTATION
 Scale 1:100 @ A3



STROUD HOMES
P : 1800 STROUD
W : stroudhomes.com.au

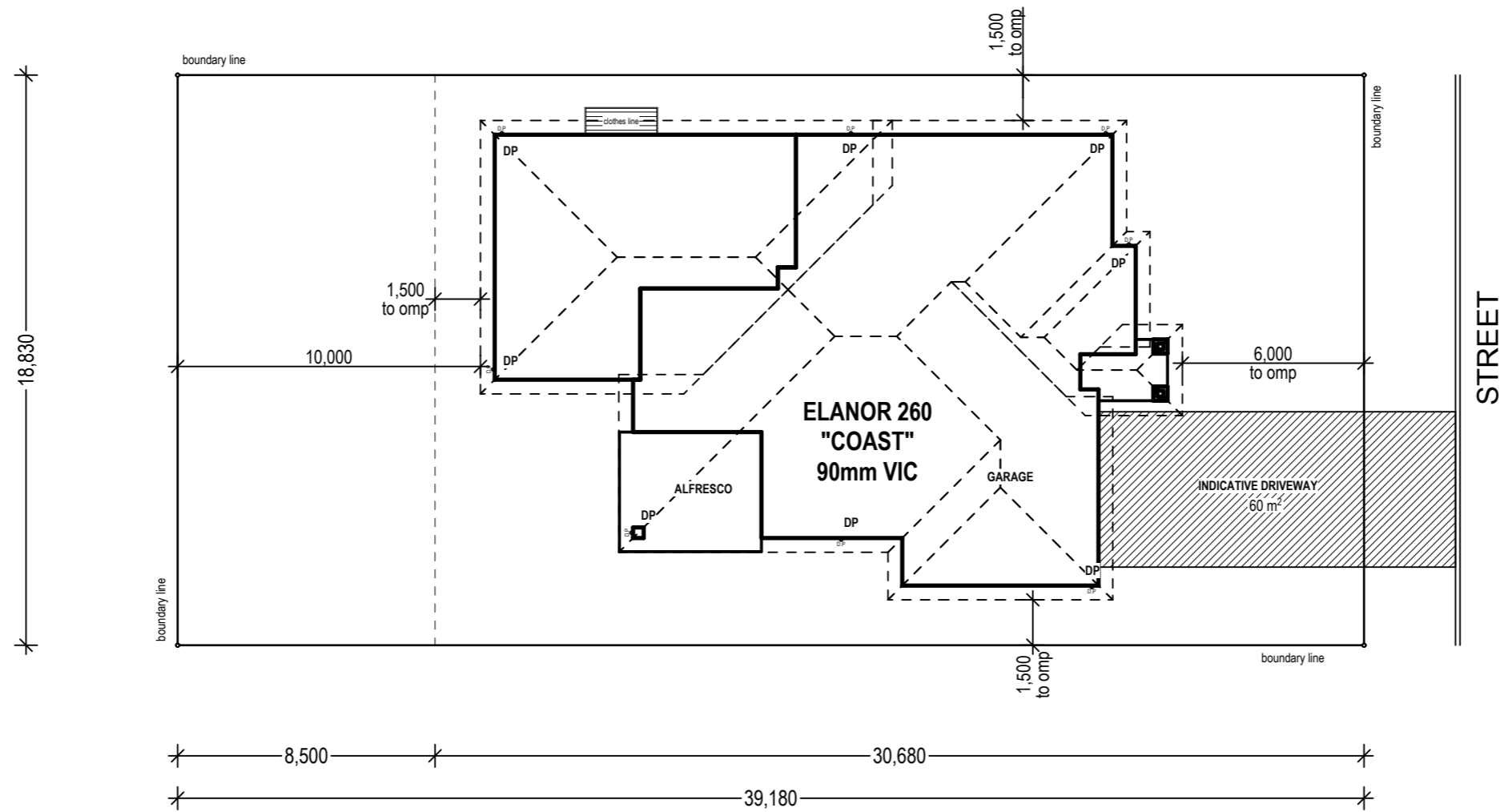
2016 © THESE PLANS ARE COPYRIGHT, MUST NOT BE REPRODUCED WITHOUT WRITTEN AUTHORISATION & REMAIN THE SOLE PROPERTY OF STROUD HOMES PTY LTD.

Issue	Date
A	23/10/18
B	29/10/18
C	06/03/19
D	19/03/19

AREAS	
LIVING :	201.80 sq.m
GARAGE :	39.17 sq.m
ALFRESCO :	14.84 sq.m
PORCH :	4.79 sq.m
TOTAL :	260.60 sq.m
	28.05 square

ELANOR 260
'COAST FACADE'
90mm VIC

Drawing
FLOOR PLAN
 Scale 1:100 @ A3



STROUD HOMES
P : 1800 STROUD
W : stroudhomes.com.au

2016 © THESE PLANS ARE COPYRIGHT, MUST NOT BE REPRODUCED WITHOUT WRITTEN AUTHORISATION & REMAIN THE SOLE PROPERTY OF STROUD HOMES PTY LTD.

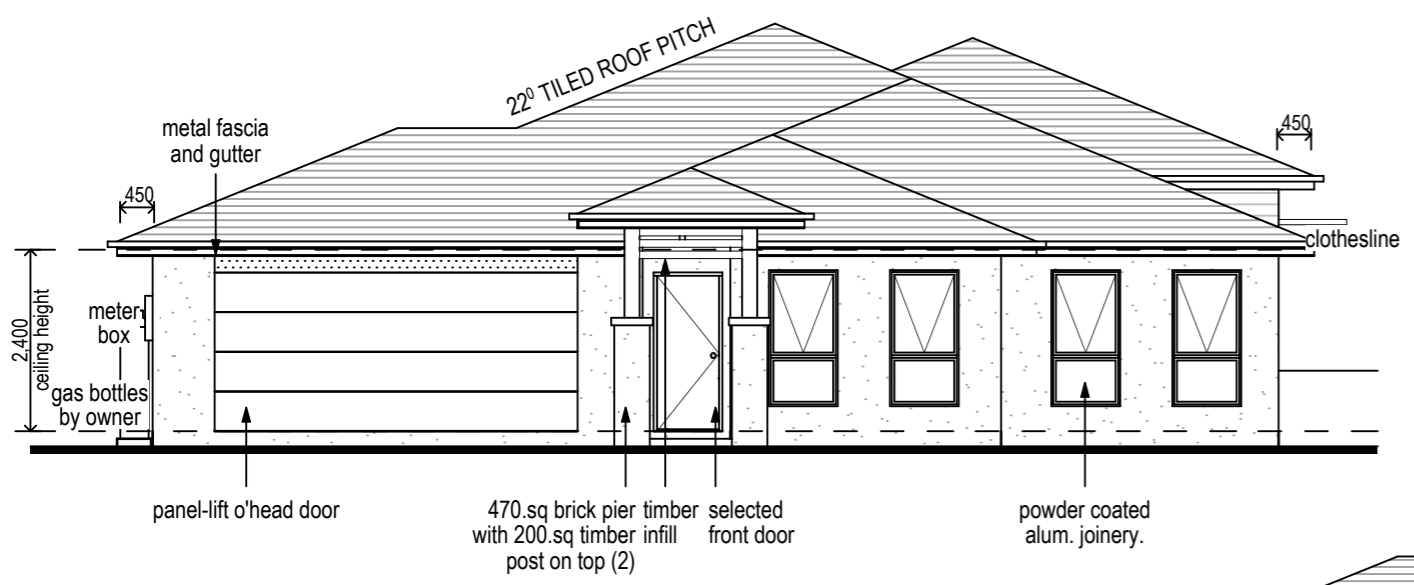
Issue	Date
A	23/10/18
B	29/10/18
C	06/03/19
D	19/03/19

AREAS	
LIVING :	201.80 sq.m
GARAGE :	39.17 sq.m
ALFRESCO :	14.84 sq.m
PORCH :	4.79 sq.m
TOTAL :	260.60 sq.m
	28.05 square

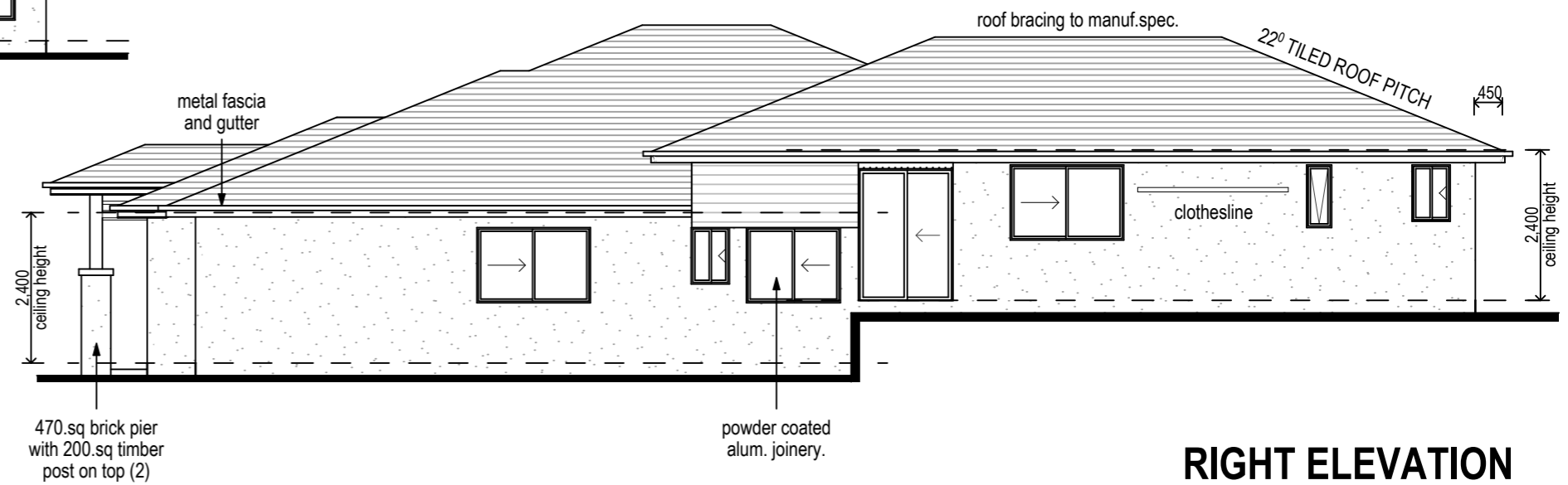
**ELANOR 260
'COAST FACADE'
90mm VIC**

Drawing
SITE FOOTPRINT
Scale 1:200 @ A3

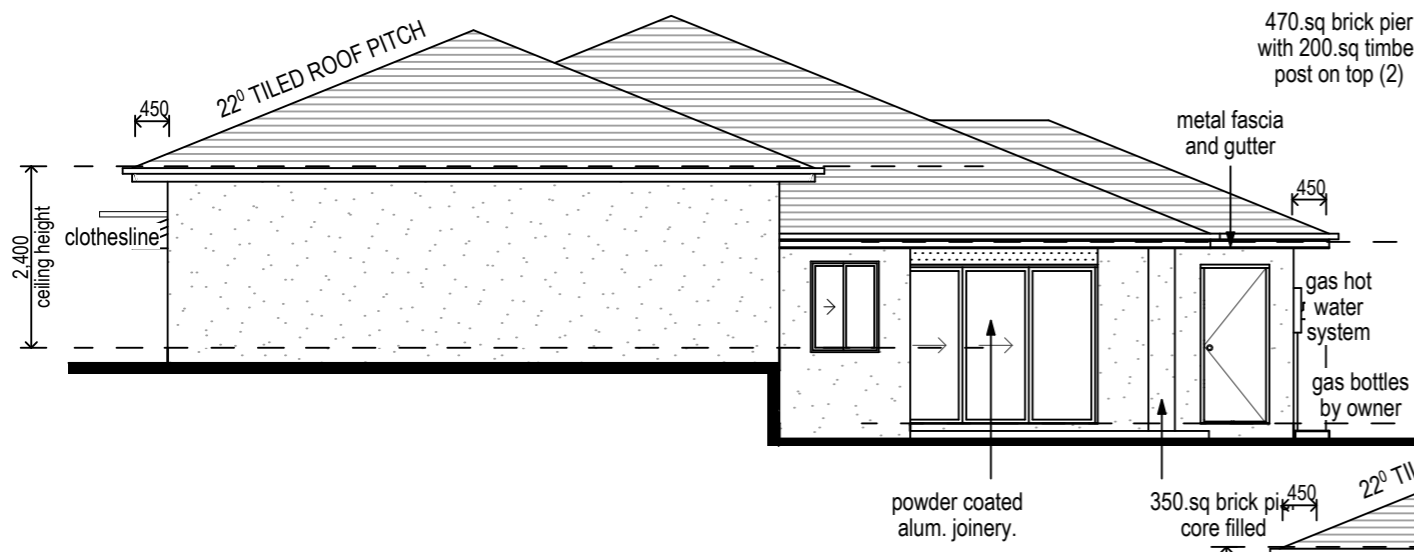
NOTE :
450mm EAVE UNO.



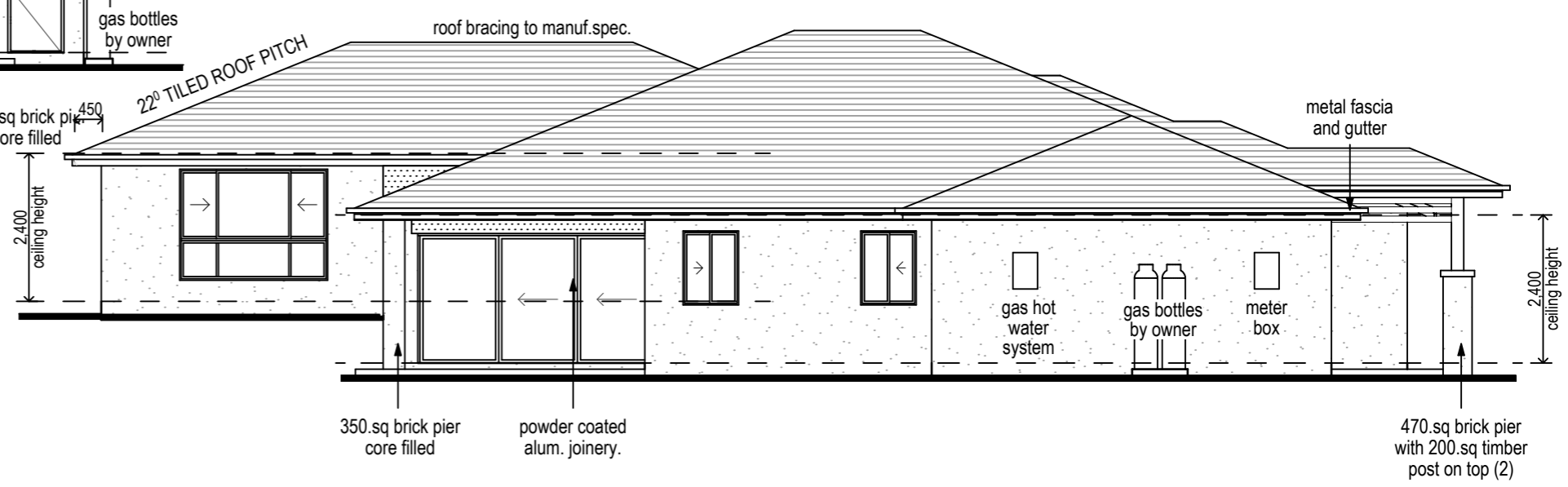
FRONT ELEVATION
Scale 1:100



RIGHT ELEVATION
Scale 1:100



REAR ELEVATION
Scale 1:100



LEFT ELEVATION
Scale 1:100



STROUD HOMES
P : 1800 STROUD
W : stroudhomes.com.au

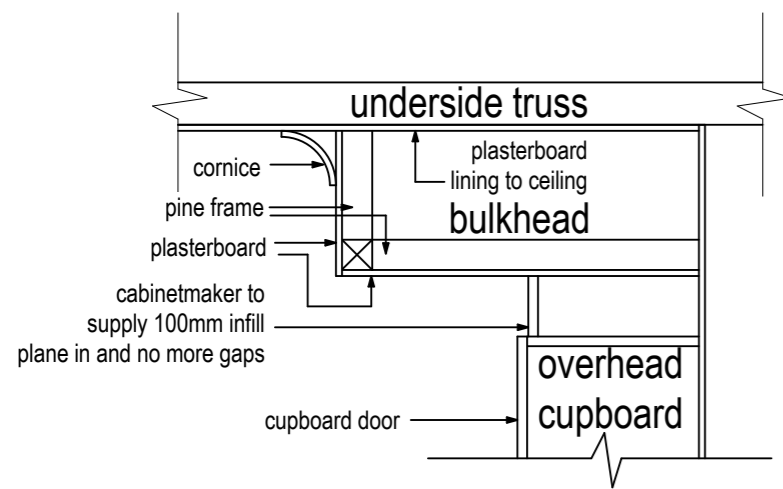
2016 © THESE PLANS ARE COPYRIGHT, MUST NOT BE REPRODUCED WITHOUT WRITTEN AUTHORISATION & REMAIN THE SOLE PROPERTY OF STROUD HOMES PTY LTD.

Issue	Date
A	23/10/18
B	29/10/18
C	06/03/19
D	19/03/19

AREAS	
LIVING :	201.80 sq.m
GARAGE :	39.17 sq.m
ALFRESCO :	14.84 sq.m
PORCH :	4.79 sq.m
TOTAL :	260.60 sq.m
	28.05 square

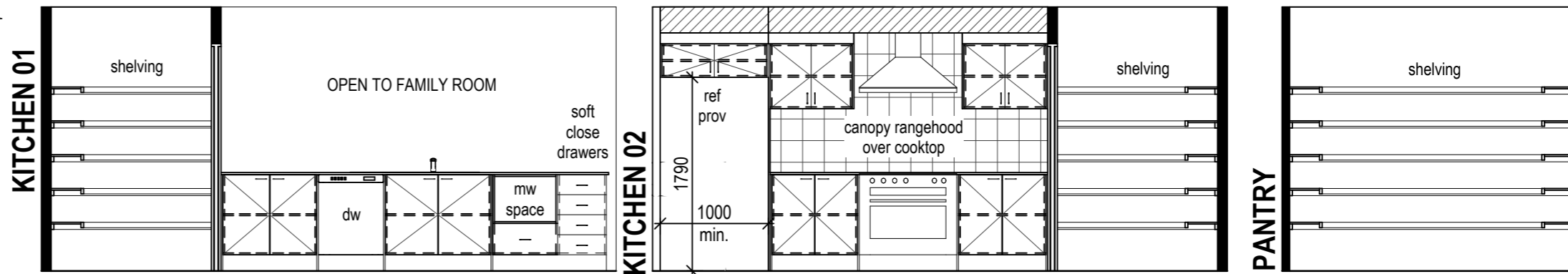
ELANOR 260
'COAST FACADE'
90mm VIC

Drawing
ELEVATIONS
Scale 1:100 @ A3

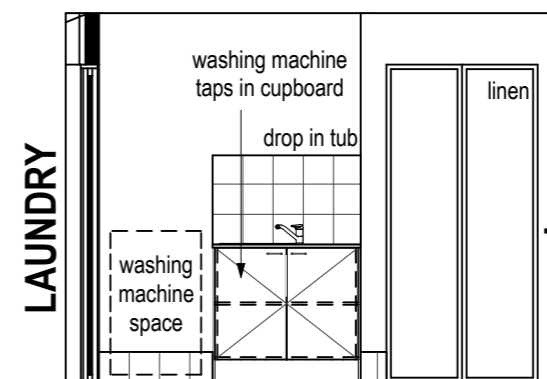
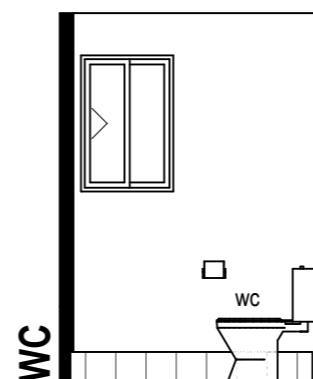
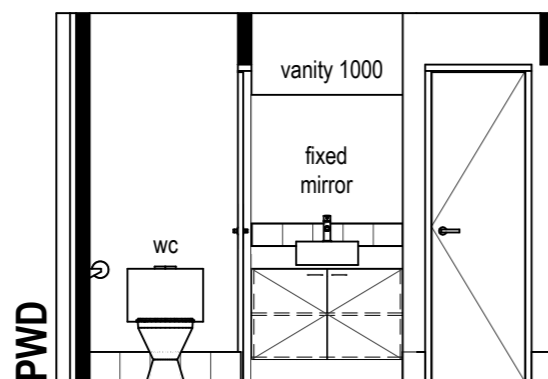
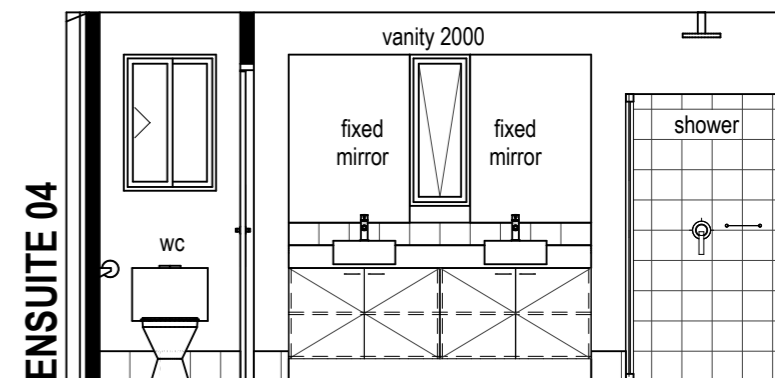
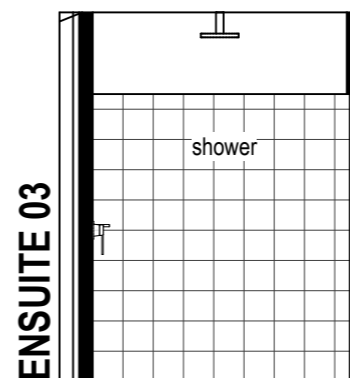
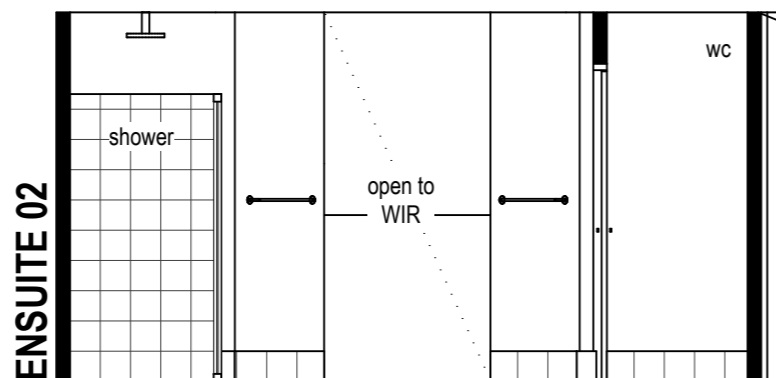
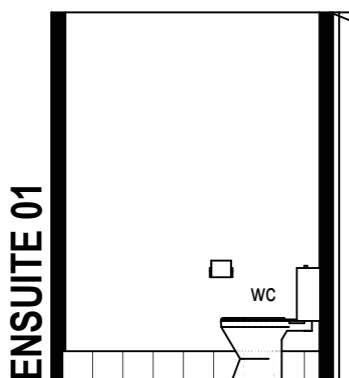
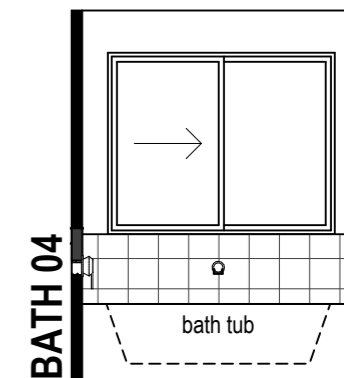
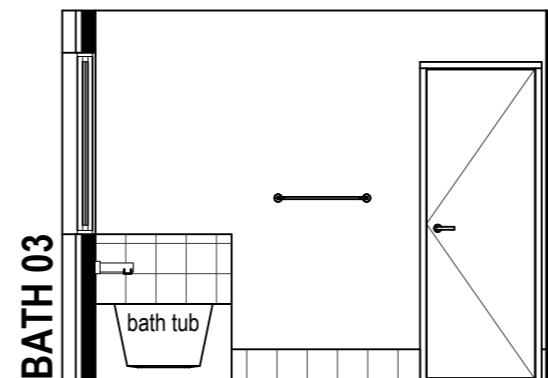
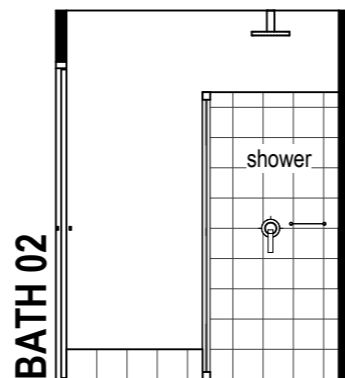
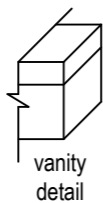
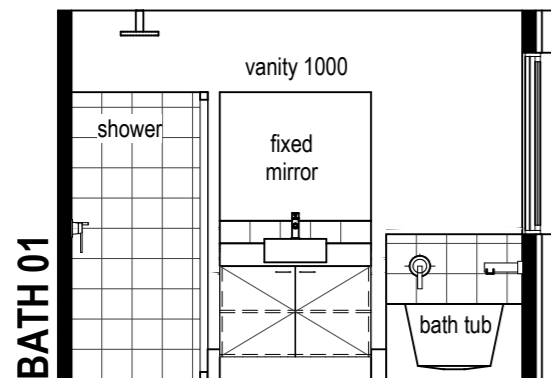


KITCHEN BULKHEAD DETAIL

SCALE : N.T.S.



the number of doors and width of doors will be determined by the cabinetmaker to optimize the functionality of the cabinetry



STROUD HOMES
 P : 1800 STROUD
 W : stroudhomes.com.au

2016 © THESE PLANS ARE COPYRIGHT, MUST NOT BE REPRODUCED WITHOUT WRITTEN AUTHORISATION & REMAIN THE SOLE PROPERTY OF STROUD HOMES PTY LTD.

Issue	Date
A	23/10/18
B	29/10/18
C	06/03/19
D	19/03/19

AREAS	
LIVING :	201.80 sq.m
GARAGE :	39.17 sq.m
ALFRESCO :	14.84 sq.m
PORCH :	4.79 sq.m
TOTAL :	260.60 sq.m
	28.05 square

ELANOR 260
'COAST FACADE'
 90mm VIC

Drawing
INTERNAL ELEVATIONS
 Scale 1:50 @ A3



Coast Facade

 4
  3
  2

Escarpment 325 (90mm)



2.7M
CEILINGS



CHILD'S
RETREAT



MEDIA
ROOM

FLOOR AREA

Living	72.44m ²
Upper Living	148.21m ²
Garage	38.79m ²
Alfresco	31.20m ²
Patio	31.20m ²
Porch	4.81m ²

TOTAL: (35.15sqs) **326.65m²**

HOUSE SIZE

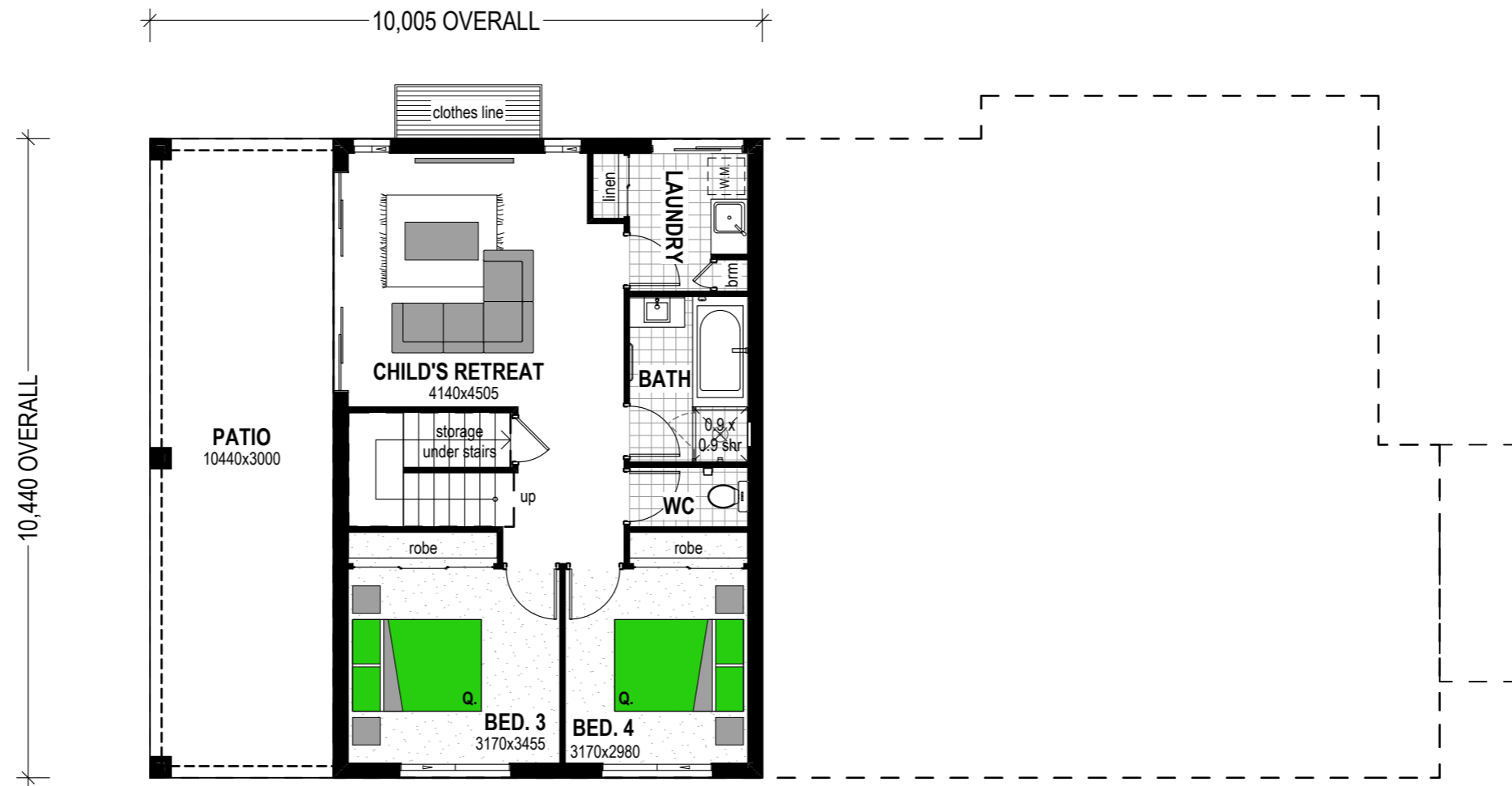
Width	11.14m
Depth	22.32m

TYPICAL FRONTAGE 14.14m+



Feels like home

LEGEND:
 FULLY OR PARTIALLY SHADED GREY OR GREEN OBJECTS ARE FURNITURE ITEMS
 SHOWING INDICATIVE ROOM CONFIGURATIONS
 AND ARE NOT INCLUDED BY STROUD HOMES



2.7M
CEILINGS



CHILD'S
RETREAT



MEDIA
ROOM



STROUD HOMES
 P : 1800 STROUD
 W : stroudhomes.com.au

2021 © THE COPYRIGHT IN THESE PLANS IS OWNED BY SRE HOLDINGS PTY LTD ATF SRE HOLDINGS TRUST AND MAY ONLY BE USED OR REPRODUCED WITH WRITTEN AUTHORISATION FROM SRE HOLDINGS PTY LTD OR AN ASSOCIATED ENTITY LICENSED TO DO SO

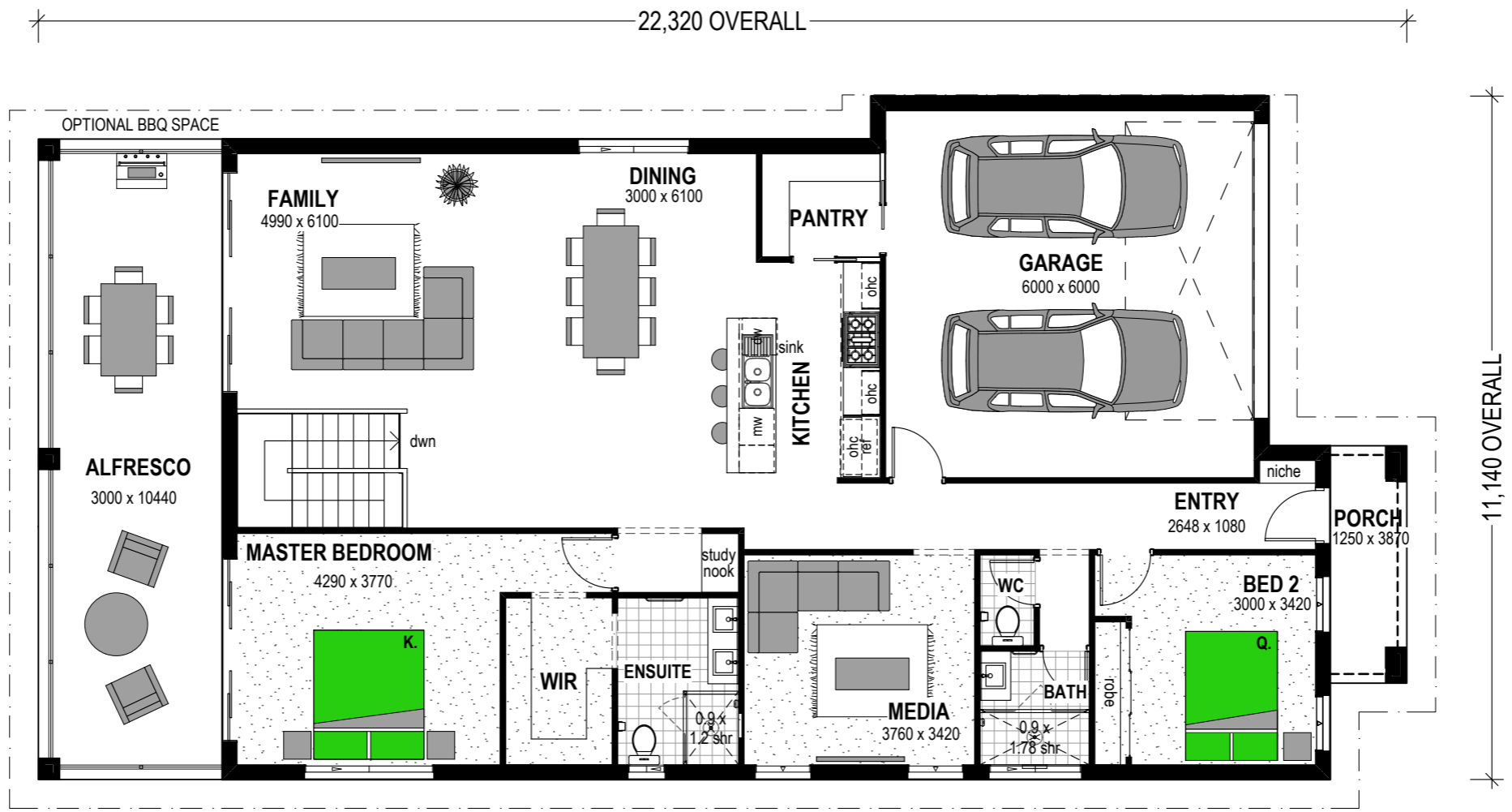
Issue	Date
A	06/03/21
B	15/03/21
C	24/03/21

AREAS	
LIVING	72.44 sq.m
UPPER LIVING	148.21 sq.m
GARAGE	38.79 sq.m
PORCH	4.81 sq.m
ALFRESCO	31.20 sq.m
PATIO	31.20 sq.m
TOTAL :	326.65 sq.m
	35.15 square


ESCARPMENT 325
'COAST FACADE 90mm VIC'


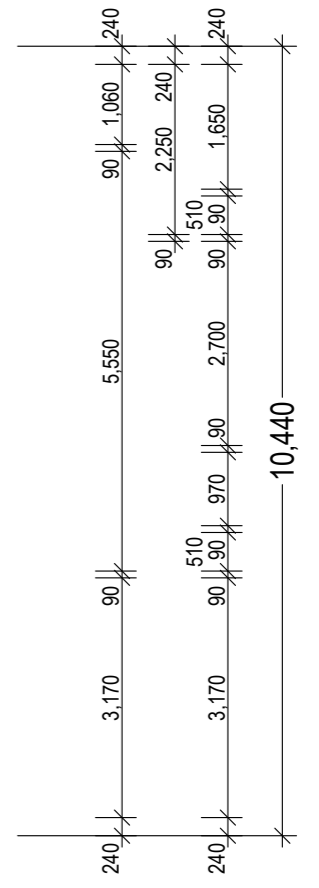
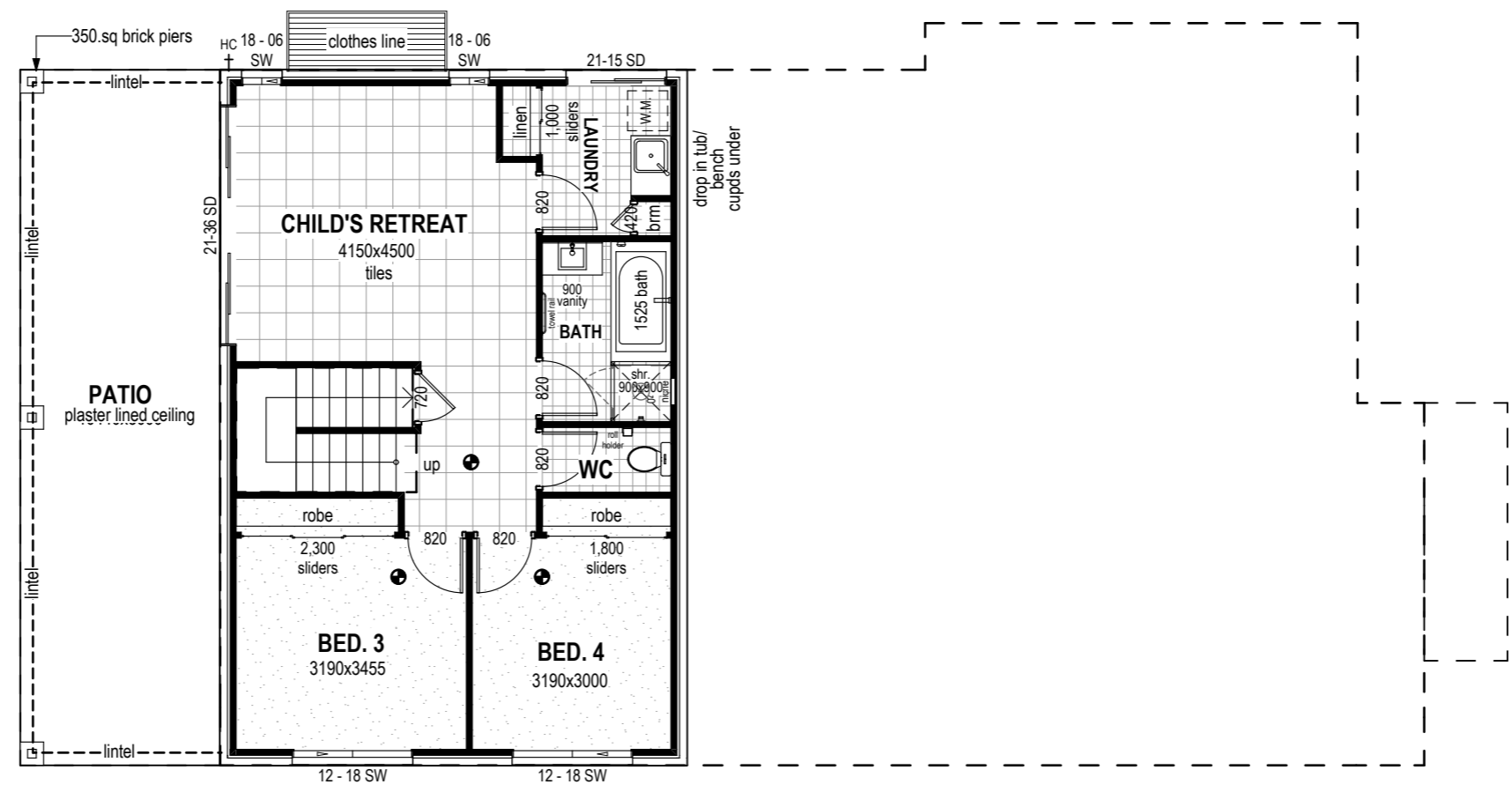
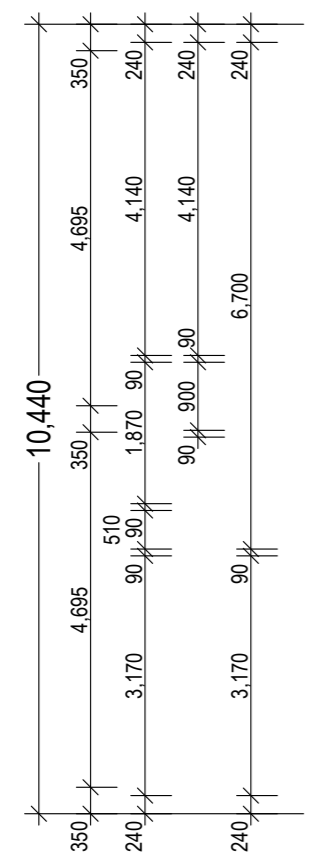
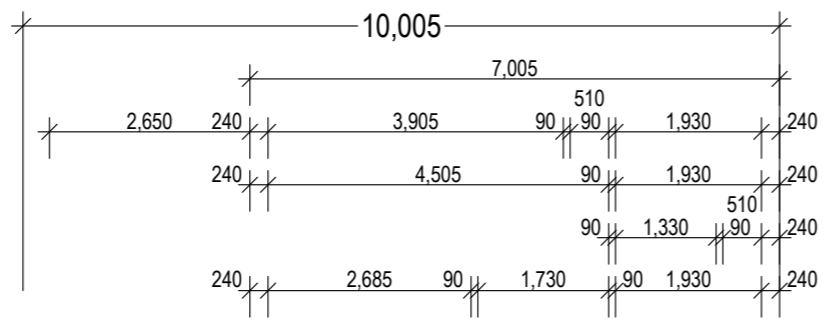
Drawing
PRESENTATION
 Scale 1:100 @ A3

LEGEND:
 FULLY OR PARTIALLY SHADED GREY OR GREEN OBJECTS ARE FURNITURE ITEMS
 SHOWING INDICATIVE ROOM CONFIGURATIONS
 AND ARE NOT INCLUDED BY STROUD HOMES



- 
2.7M
CEILINGS
- 
CHILD'S
RETREAT
- 
MEDIA
ROOM

 STROUD HOMES Feels like home	STROUD HOMES P : 1800 STROUD W : stroudhomes.com.au	2021 © THE COPYRIGHT IN THESE PLANS IS OWNED BY SRE HOLDINGS PTY LTD ATF SRE HOLDINGS TRUST AND MAY ONLY BE USED OR REPRODUCED WITH WRITTEN AUTHORISATION FROM SRE HOLDINGS PTY LTD OR AN ASSOCIATED ENTITY LICENSED TO DO SO	<table border="1" style="width: 100%; border-collapse: collapse;"> <thead> <tr> <th>Issue</th> <th>Date</th> </tr> </thead> <tbody> <tr> <td>A</td> <td>06/03/21</td> </tr> <tr> <td>B</td> <td>15/03/21</td> </tr> <tr> <td>C</td> <td>24/03/21</td> </tr> </tbody> </table>	Issue	Date	A	06/03/21	B	15/03/21	C	24/03/21	<table border="1" style="width: 100%; border-collapse: collapse;"> <thead> <tr> <th colspan="2">AREAS</th> </tr> </thead> <tbody> <tr> <td>LIVING</td> <td>72.44 sq.m</td> </tr> <tr> <td>UPPER LIVING</td> <td>148.21 sq.m</td> </tr> <tr> <td>GARAGE</td> <td>38.79 sq.m</td> </tr> <tr> <td>PORCH</td> <td>4.81 sq.m</td> </tr> <tr> <td>ALFRESCO</td> <td>31.20 sq.m</td> </tr> <tr> <td>PATIO</td> <td>31.20 sq.m</td> </tr> <tr> <td>TOTAL :</td> <td>326.65 sq.m</td> </tr> <tr> <td></td> <td>35.15 square</td> </tr> </tbody> </table>	AREAS		LIVING	72.44 sq.m	UPPER LIVING	148.21 sq.m	GARAGE	38.79 sq.m	PORCH	4.81 sq.m	ALFRESCO	31.20 sq.m	PATIO	31.20 sq.m	TOTAL :	326.65 sq.m		35.15 square	ESCARPMENT 325 'COAST FACADE 90mm VIC'	Drawing PRESENTATION UPPER Scale 1:100 @ A3
			Issue	Date																												
A	06/03/21																															
B	15/03/21																															
C	24/03/21																															
AREAS																																
LIVING	72.44 sq.m																															
UPPER LIVING	148.21 sq.m																															
GARAGE	38.79 sq.m																															
PORCH	4.81 sq.m																															
ALFRESCO	31.20 sq.m																															
PATIO	31.20 sq.m																															
TOTAL :	326.65 sq.m																															
	35.15 square																															



STROUD HOMES
 P : 1800 STROUD
 W : stroudhomes.com.au

2021 © THE COPYRIGHT IN THESE PLANS IS OWNED BY SRE HOLDINGS PTY LTD ATF SRE HOLDINGS TRUST AND MAY ONLY BE USED OR REPRODUCED WITH WRITTEN AUTHORISATION FROM SRE HOLDINGS PTY LTD OR AN ASSOCIATED ENTITY LICENSED TO DO SO

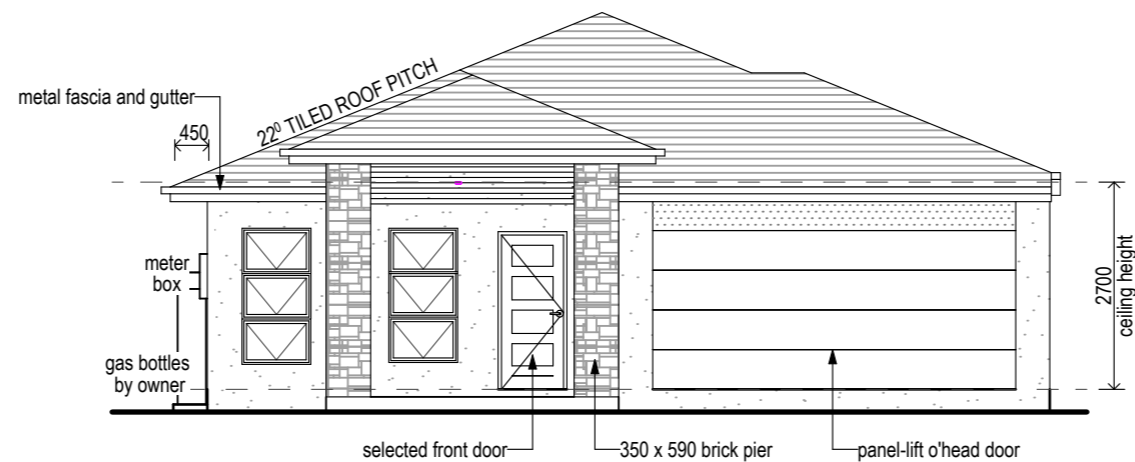
Issue	Date
A	06/03/21
B	15/03/21
C	24/03/21

AREAS	
LIVING	72.44 sq.m
UPPER LIVING	148.21 sq.m
GARAGE	38.79 sq.m
PORCH	4.81 sq.m
ALFRESCO	31.20 sq.m
PATIO	31.20 sq.m
TOTAL :	326.65 sq.m
	35.15 square

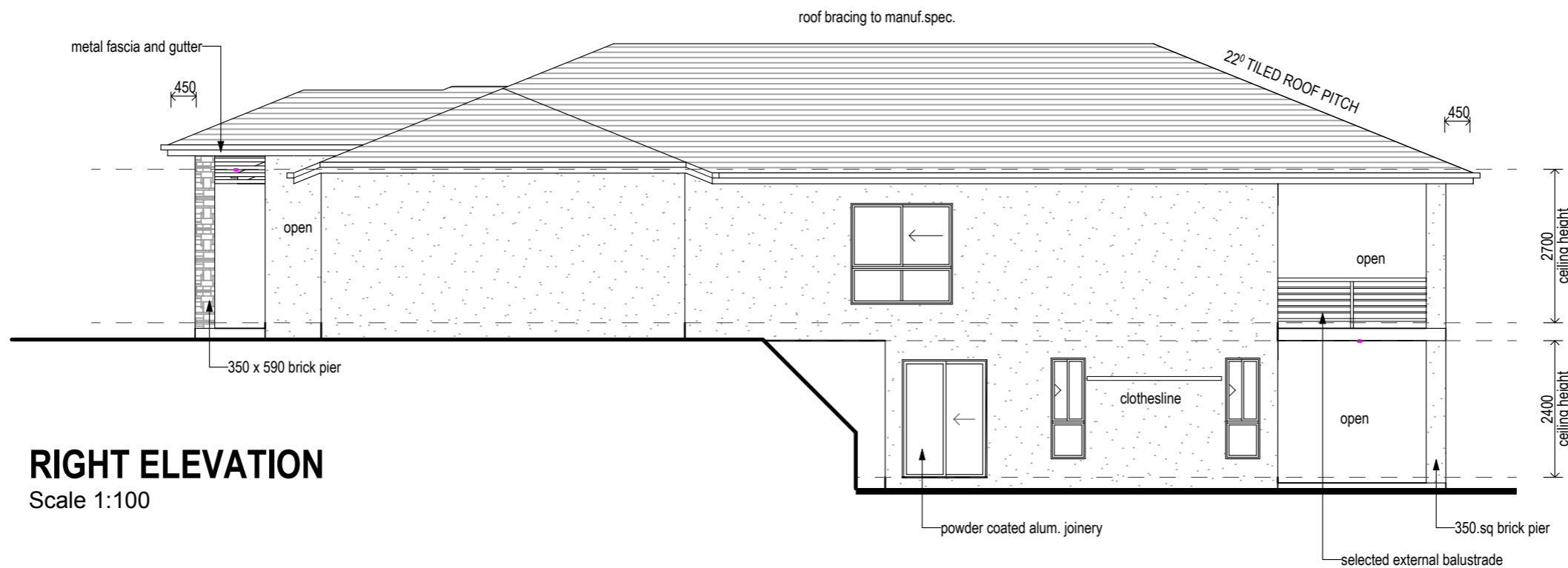
ESCARPMENT 325
'COAST FACADE 90mm VIC'

Drawing
FLOOR PLAN
 Scale 1:100 @ A3

NOTE :
450mm EAVE UNO.



FRONT ELEVATION
Scale 1:100



RIGHT ELEVATION
Scale 1:100



STROUD HOMES
P : 1800 STROUD
W : stroudhomes.com.au

2021 © THE COPYRIGHT IN THESE PLANS IS OWNED BY SRE HOLDINGS PTY LTD ATF SRE HOLDINGS TRUST AND MAY ONLY BE USED OR REPRODUCED WITH WRITTEN AUTHORISATION FROM SRE HOLDINGS PTY LTD OR AN ASSOCIATED ENTITY LICENSED TO DO SO

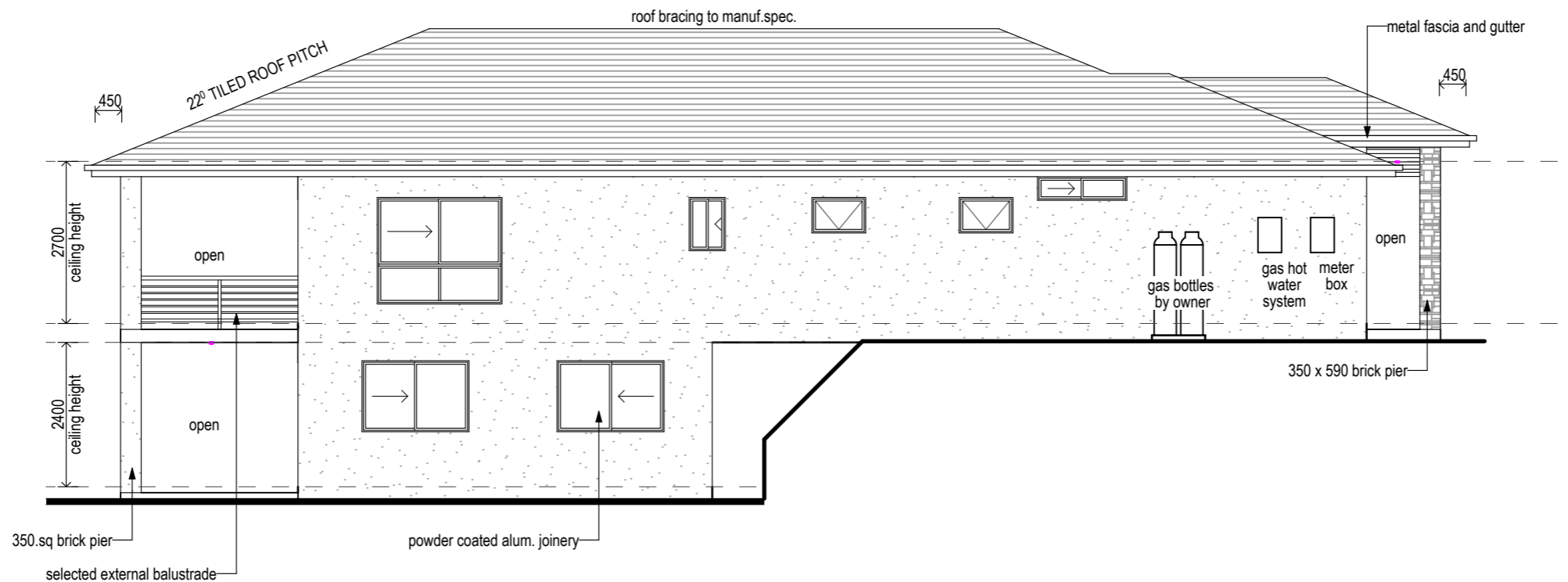
Issue	Date
A	06/03/21
B	15/03/21
C	24/03/21

AREAS	
LIVING	72.44 sq.m
UPPER LIVING	148.21 sq.m
GARAGE	38.79 sq.m
PORCH	4.81 sq.m
ALFRESCO	31.20 sq.m
PATIO	31.20 sq.m
TOTAL :	326.65 sq.m
	35.15 square

ESCARPMENT 325
'COAST FACADE 90mm VIC'

Drawing
ELEVATIONS
Scale 1:100 @ A3

NOTE :
450mm EAVE UNO.



LEFT ELEVATION
Scale 1:100



REAR ELEVATION
Scale 1:100



STROUD HOMES
P : 1800 STROUD
W : stroudhomes.com.au

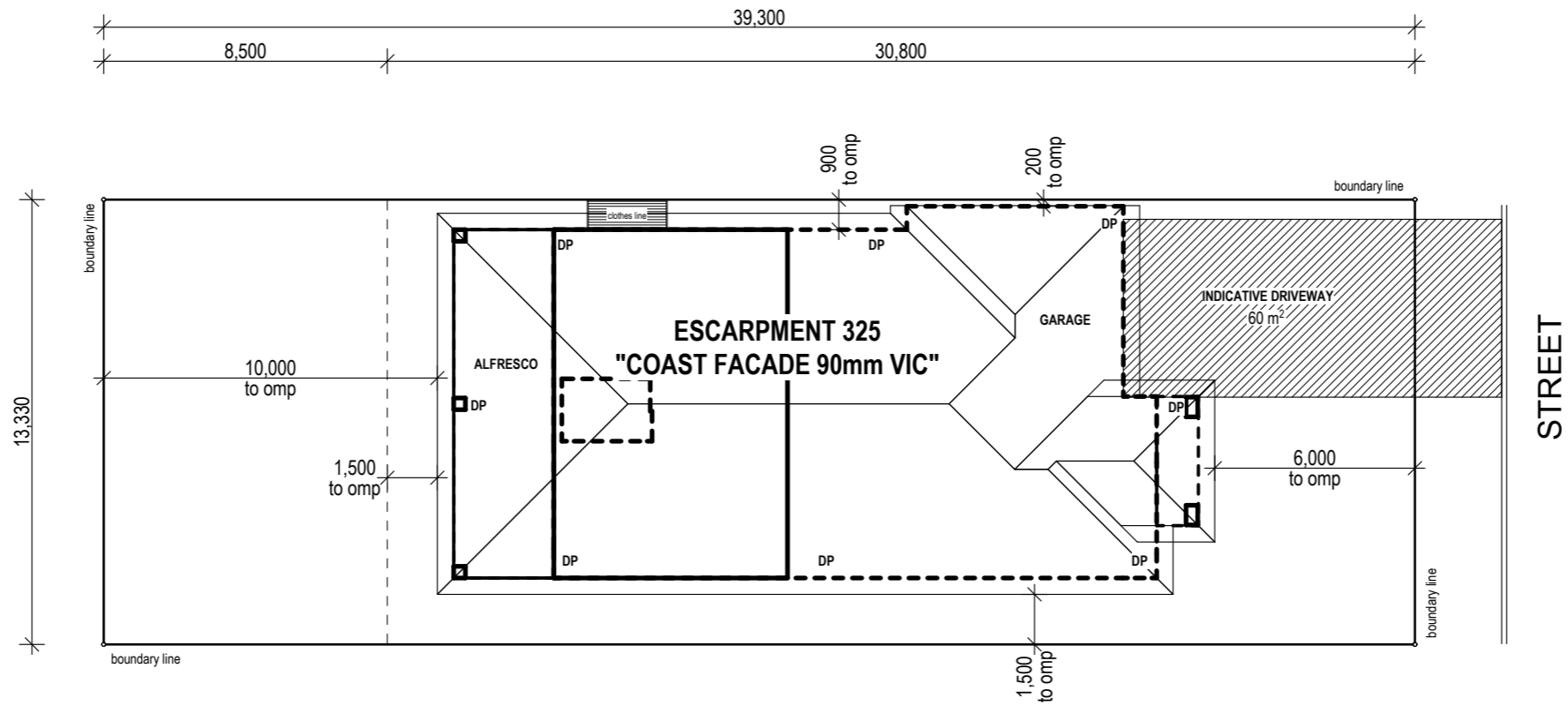
2021 © THE COPYRIGHT IN THESE PLANS IS OWNED BY SRE HOLDINGS PTY LTD ATF SRE HOLDINGS TRUST AND MAY ONLY BE USED OR REPRODUCED WITH WRITTEN AUTHORISATION FROM SRE HOLDINGS PTY LTD OR AN ASSOCIATED ENTITY LICENSED TO DO SO

Issue	Date
A	06/03/21
B	15/03/21
C	24/03/21

AREAS	
LIVING	72.44 sq.m
UPPER LIVING	148.21 sq.m
GARAGE	38.79 sq.m
PORCH	4.81 sq.m
ALFRESCO	31.20 sq.m
PATIO	31.20 sq.m
TOTAL :	326.65 sq.m
	35.15 square

ESCARPMENT 325
'COAST FACADE 90mm VIC'

Drawing
ELEVATIONS
Scale 1:100 @ A3



STROUD HOMES
P : 1800 STROUD
W : stroudhomes.com.au

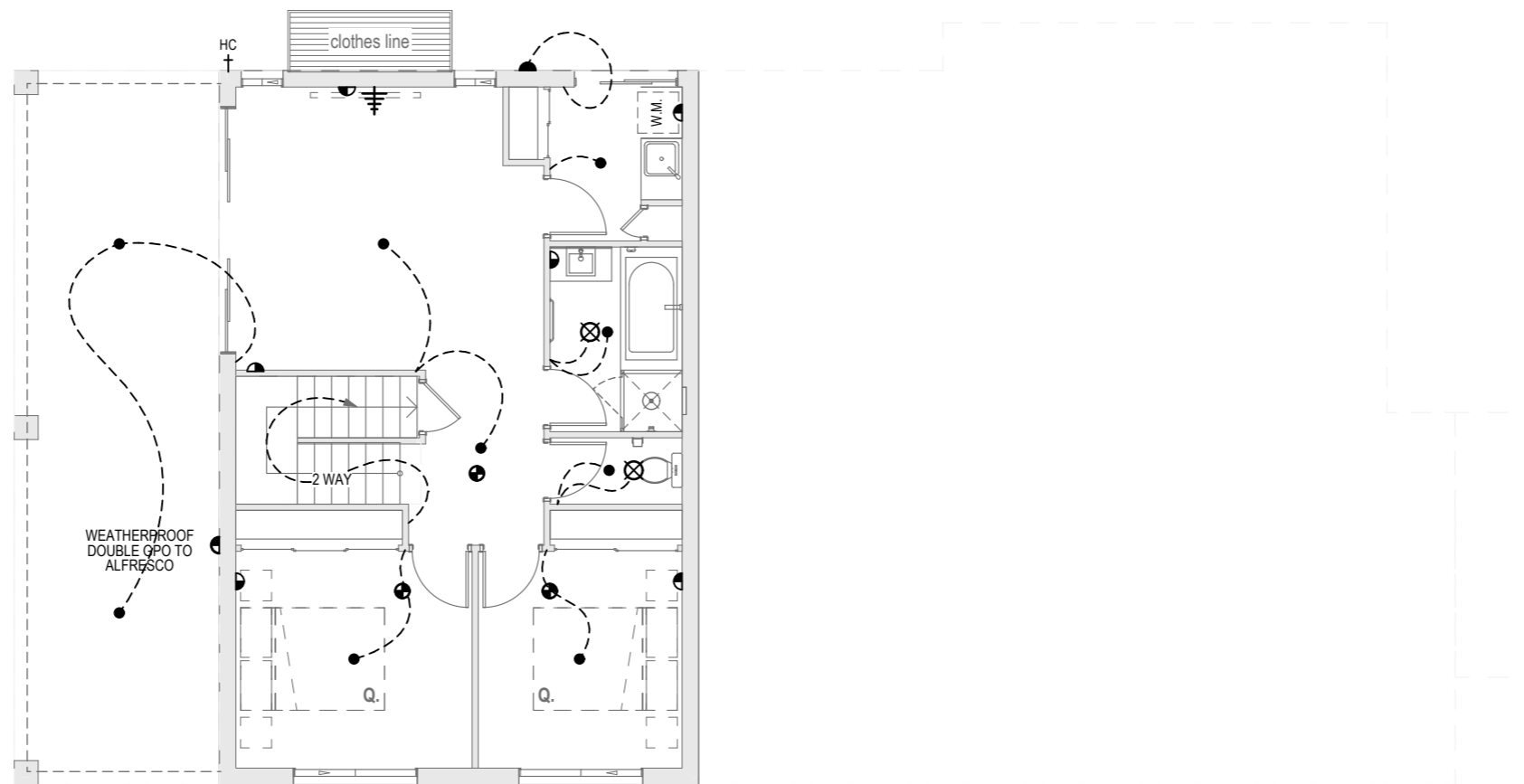
2021 © THE COPYRIGHT IN THESE PLANS IS OWNED BY SRE HOLDINGS PTY LTD ATF SRE HOLDINGS TRUST AND MAY ONLY BE USED OR REPRODUCED WITH WRITTEN AUTHORISATION FROM SRE HOLDINGS PTY LTD OR AN ASSOCIATED ENTITY LICENSED TO DO SO

Issue	Date
A	06/03/21
B	15/03/21
C	24/03/21

AREAS	
LIVING	72.44 sq.m
UPPER LIVING	148.21 sq.m
GARAGE	38.79 sq.m
PORCH	4.81 sq.m
ALFRESCO	31.20 sq.m
PATIO	31.20 sq.m
TOTAL :	326.65 sq.m
	35.15 square

ESCARPMENT 325
'COAST FACADE 90mm VIC'

Drawing
SITE PLAN
 Scale 1:200 @ A3



ELECTRICAL LEGEND		
Symbol	Description	No.
	(GPO) DOUBLE POWER POINT	17
	(GPO) DOUBLE POWER POINT - USB	1
	(GPO) DOUBLE POWER POINT - WP	2
	(GPO) SINGLE POWER POINT	6
	DOWNLIGHT	28
	EXHAUST FAN	5
	LIGHT - BUNKER	1
	LIGHT - DOUBLE STRIP FLUORESCENT	1
	LIGHT - WALL MOUNT	3
	LIGHT EXTERNAL - SENSOR UNIT	2
	SMOKE DETECTOR	8
	DATA POINTS	1
	TELEVISION POINT	3
	TV ANTENNA - LOCATION TO BE CONFIRMED ON SITE	1



STROUD HOMES
P : 1800 STROUD
W : stroudhomes.com.au

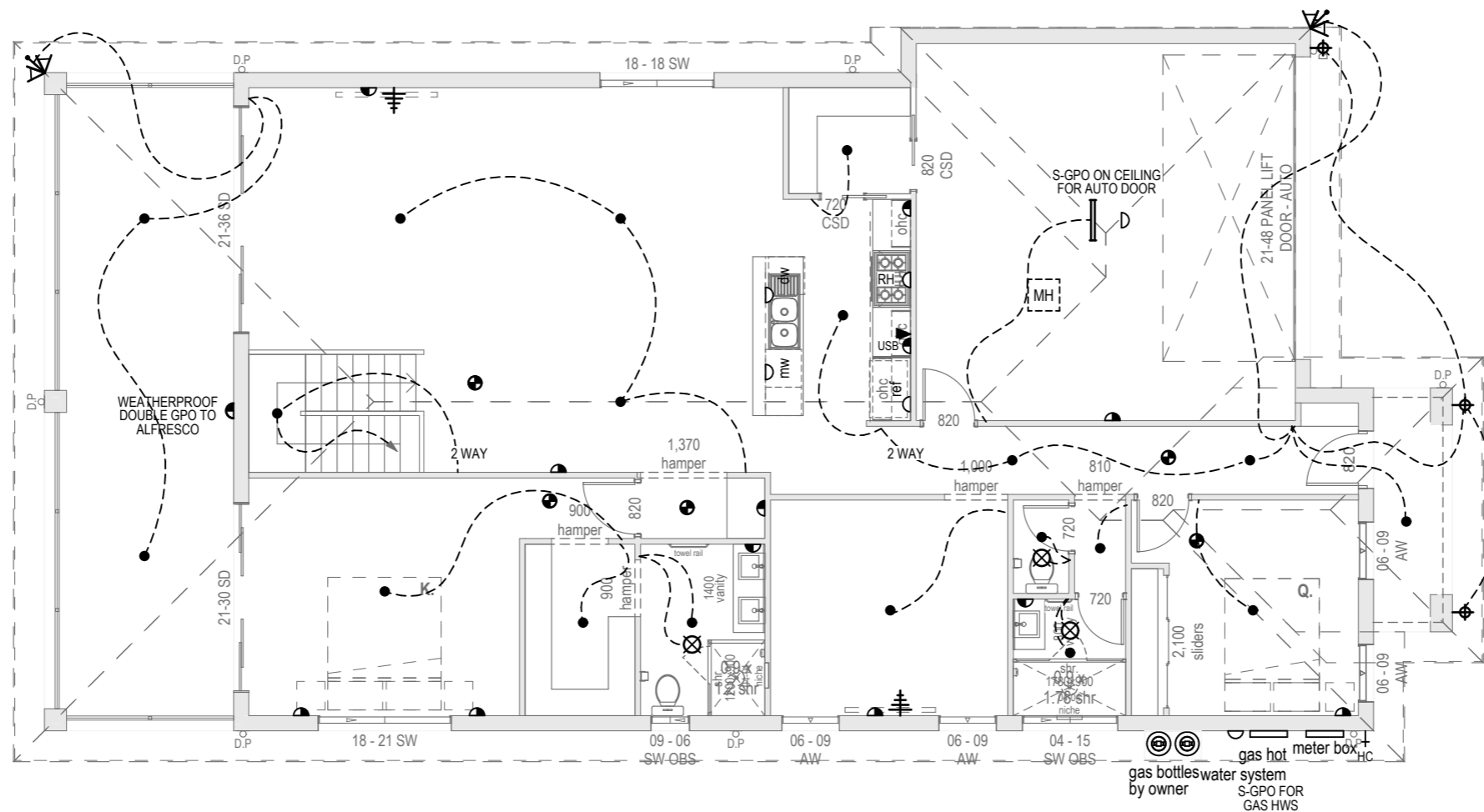
2021 © THE COPYRIGHT IN THESE PLANS IS OWNED BY SRE HOLDINGS PTY LTD ATF SRE HOLDINGS TRUST AND MAY ONLY BE USED OR REPRODUCED WITH WRITTEN AUTHORISATION FROM SRE HOLDINGS PTY LTD OR AN ASSOCIATED ENTITY LICENSED TO DO SO

Issue	Date
A	06/03/21
B	15/03/21
C	24/03/21

AREAS	
LIVING	72.44 sq.m
UPPER LIVING	148.21 sq.m
GARAGE	38.79 sq.m
PORCH	4.81 sq.m
ALFRESCO	31.20 sq.m
PATIO	31.20 sq.m
TOTAL :	326.65 sq.m
	35.15 square

ESCARPMENT 325
'COAST FACADE 90mm VIC'

Drawing
ELECTRICAL
 Scale 1:100 @ A3



ELECTRICAL LEGEND		
Symbol	Description	No.
	(GPO) DOUBLE POWER POINT	17
	(GPO) DOUBLE POWER POINT - USB	1
	(GPO) DOUBLE POWER POINT - WP	2
	(GPO) SINGLE POWER POINT	6
	DOWNLIGHT	28
	EXHAUST FAN	5
	LIGHT - BUNKER	1
	LIGHT - DOUBLE STRIP FLUORESCENT	1
	LIGHT - WALL MOUNT	3
	LIGHT EXTERNAL - SENSOR UNIT	2
	SMOKE DETECTOR	8
	DATA POINTS	1
	TELEVISION POINT	3
	TV ANTENNA - LOCATION TO BE CONFIRMED ON SITE	1



STROUD HOMES
P : 1800 STROUD
W : stroudhomes.com.au

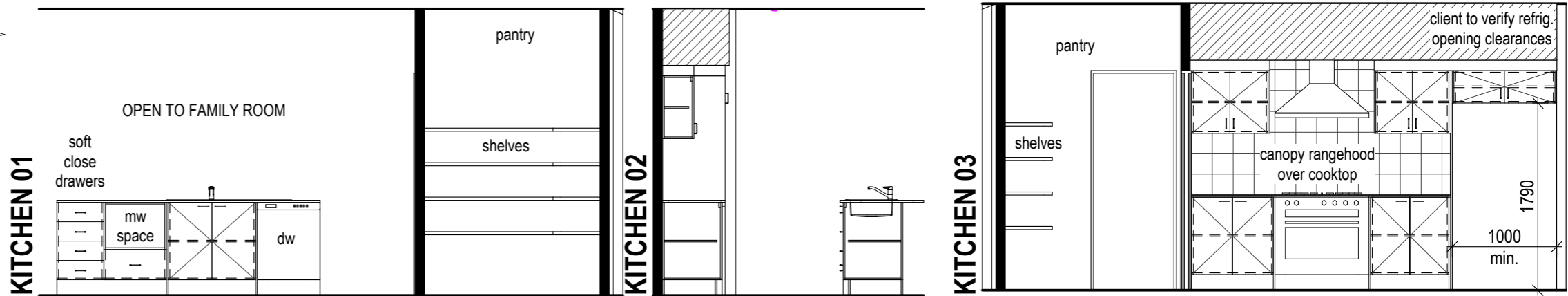
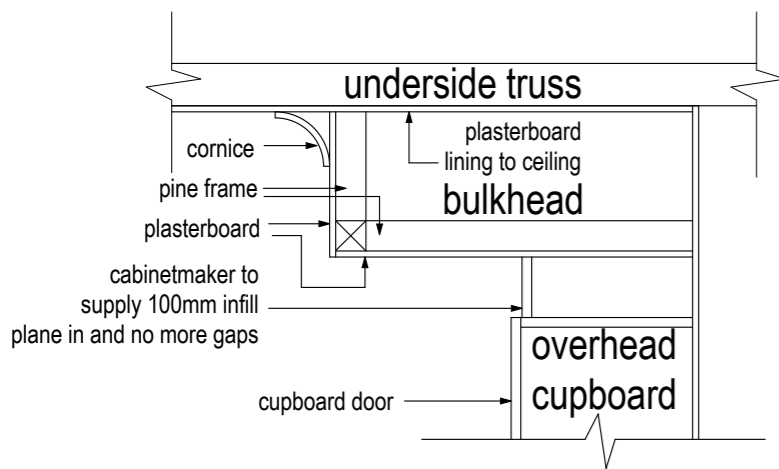
2021 © THE COPYRIGHT IN THESE PLANS IS OWNED BY SRE HOLDINGS PTY LTD ATF SRE HOLDINGS TRUST AND MAY ONLY BE USED OR REPRODUCED WITH WRITTEN AUTHORISATION FROM SRE HOLDINGS PTY LTD OR AN ASSOCIATED ENTITY LICENSED TO DO SO

Issue	Date
A	06/03/21
B	15/03/21
C	24/03/21

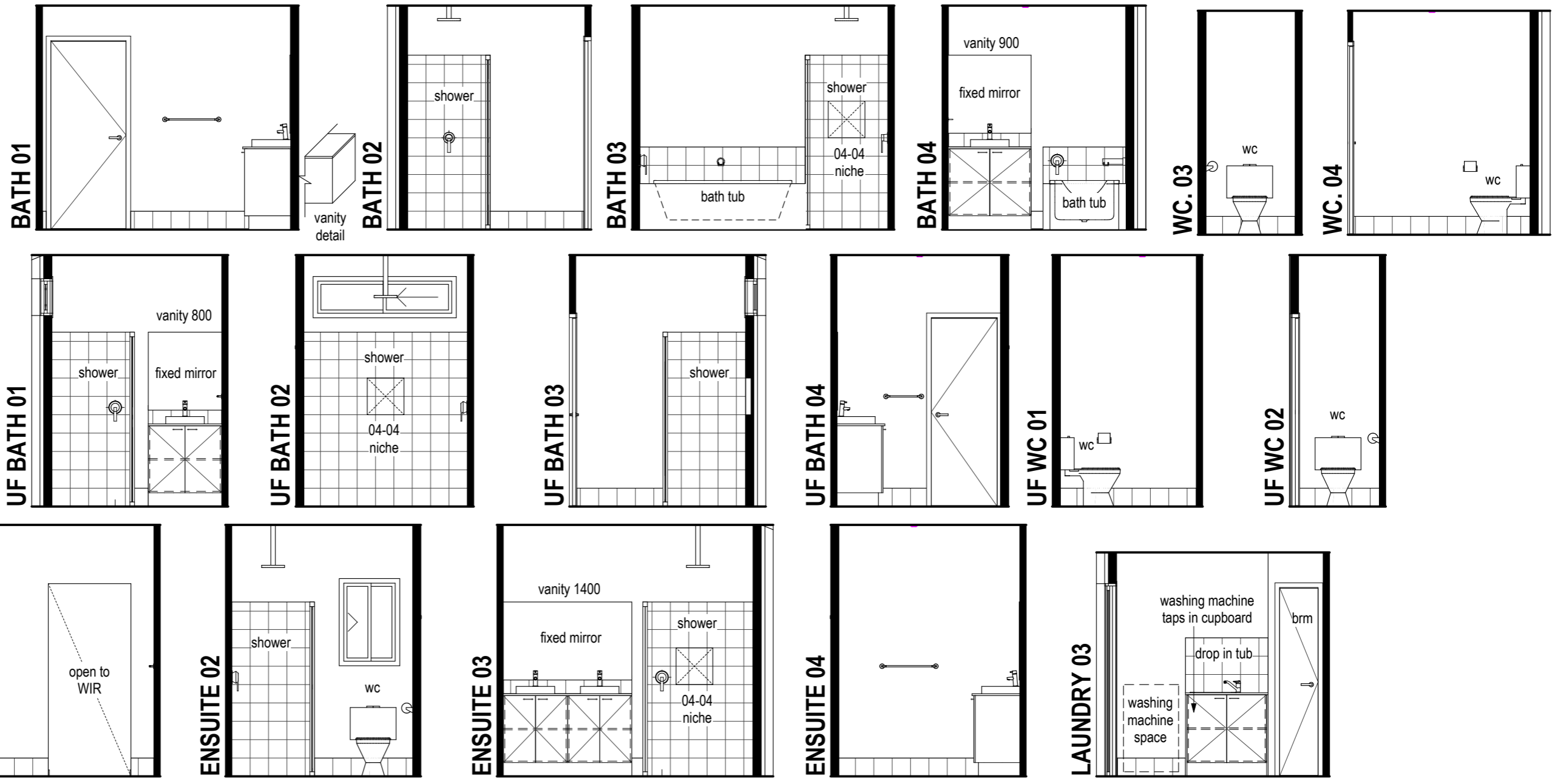
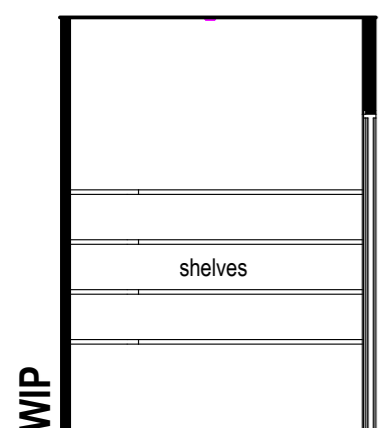
AREAS	
LIVING	72.44 sq.m
UPPER LIVING	148.21 sq.m
GARAGE	38.79 sq.m
PORCH	4.81 sq.m
ALFRESCO	31.20 sq.m
PATIO	31.20 sq.m
TOTAL :	326.65 sq.m
	35.15 square

ESCARPMENT 325
'COAST FACADE 90mm VIC'

Drawing
UPPER ELECTRICAL
 Scale 1:100 @ A3



KITCHEN BULKHEAD DETAIL
SCALE : N.T.S.



STROUD HOMES
P : 1800 STROUD
W : stroudhomes.com.au

2021 © THE COPYRIGHT IN THESE PLANS IS OWNED BY SRE HOLDINGS PTY LTD ATF SRE HOLDINGS TRUST AND MAY ONLY BE USED OR REPRODUCED WITH WRITTEN AUTHORISATION FROM SRE HOLDINGS PTY LTD OR AN ASSOCIATED ENTITY LICENSED TO DO SO

Issue	Date
A	06/03/21
B	15/03/21
C	24/03/21

AREAS	
LIVING	72.44 sq.m
UPPER LIVING	148.21 sq.m
GARAGE	38.79 sq.m
PORCH	4.81 sq.m
ALFRESCO	31.20 sq.m
PATIO	31.20 sq.m
TOTAL :	326.65 sq.m
	35.15 square

ESCARPMENT 325
'COAST FACADE 90mm VIC'

Drawing
INTERNALS ELEVATIONS
Scale 1:50 @ A3



Coast Facade

 4
  3
  2

Escarpment 389 Sloped Block (90mm)



2.7M
CEILINGS



CHILD'S
RETREAT



MEDIA
ROOM

FLOOR AREA

Living	86.37m ²
Upper Living	179.78m ²
Garage	42.56m ²
Alfresco	37.20m ²
Patio	37.20m ²
Porch	6.09m ²

TOTAL: (41.87sqs) 389.20m²

HOUSE SIZE

Width	13.14m
Depth	22.32m

TYPICAL FRONTAGE 16.14m+



LEGEND:
 FULLY OR PARTIALLY SHADED GREY OR GREEN OBJECTS ARE FURNITURE ITEMS SHOWING INDICATIVE ROOM CONFIGURATIONS AND ARE NOT INCLUDED BY STROUD HOMES



2.7M CEILINGS



CHILD'S RETREAT



MEDIA ROOM



STROUD HOMES
 P : 1800 STROUD
 W : stroudhomes.com.au

2021 ©
 THE COPYRIGHT IN THESE PLANS IS OWNED BY SRE HOLDINGS PTY LTD ATF SRE HOLDINGS TRUST AND MAY ONLY BE USED OR REPRODUCED WITH WRITTEN AUTHORISATION FROM SRE HOLDINGS PTY LTD OR AN ASSOCIATED ENTITY LICENSED TO DO SO

Issue	Date
A	07/03/21
B	15/03/21
C	26/03/21

AREAS	
LIVING	86.37 sq.m
UPPER LIVING	179.78 sq.m
GARAGE	42.56 sq.m
PORCH	6.09 sq.m
ALFRESCO	37.20 sq.m
PATIO	37.20 sq.m
TOTAL :	389.20 sq.m
	41.87 square


ESCARPMENT 389
'COAST FACADE 90mm VIC'

Drawing
PRESENTATION
 Scale 1:100 @ A3

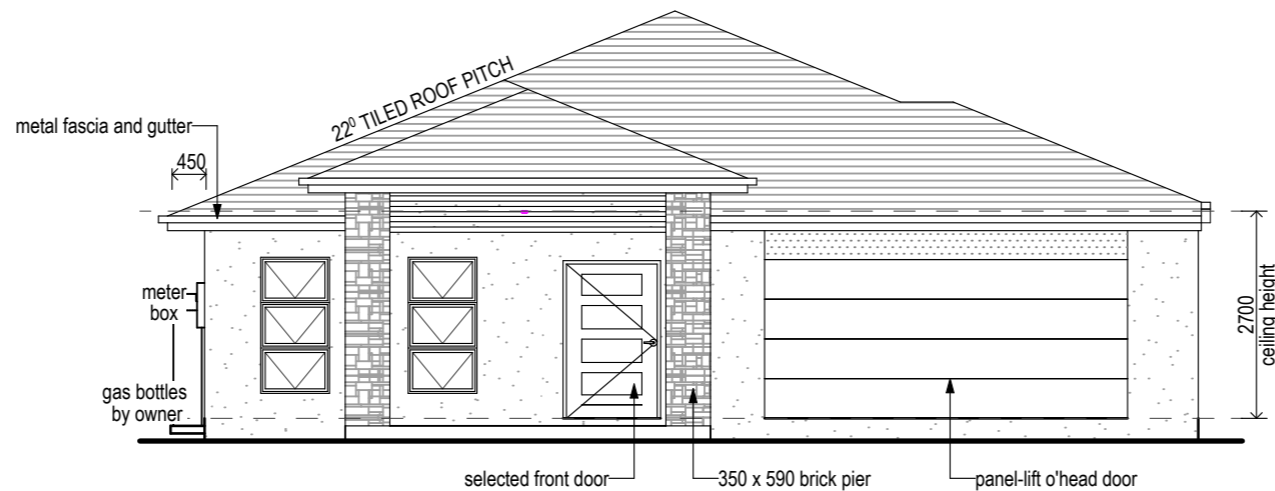
LEGEND:
 FULLY OR PARTIALLY SHADED GREY OR GREEN OBJECTS ARE FURNITURE ITEMS SHOWING INDICATIVE ROOM CONFIGURATIONS AND ARE NOT INCLUDED BY STROUD HOMES



- 
 2.7M
CEILINGS
- 
 CHILD'S
RETREAT
- 
 MEDIA
ROOM

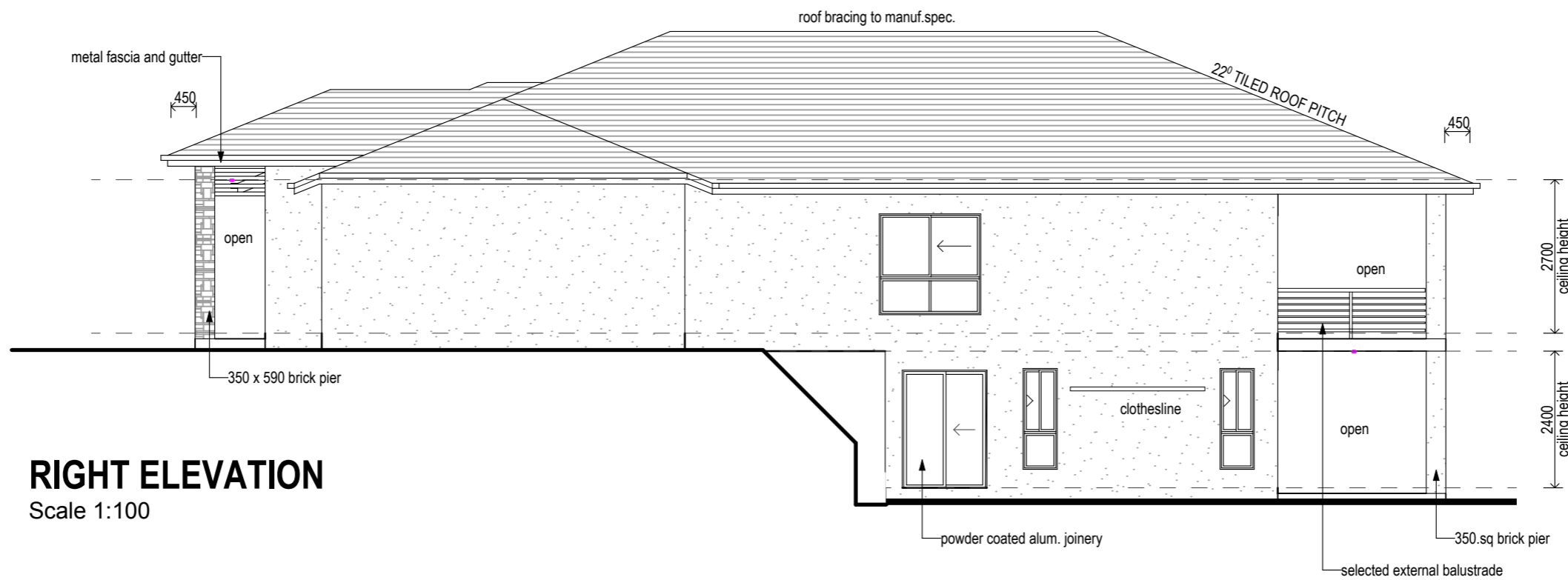
 STROUD HOMES Feels like home	STROUD HOMES P : 1800 STROUD W : stroudhomes.com.au	2021 © THE COPYRIGHT IN THESE PLANS IS OWNED BY SRE HOLDINGS PTY LTD ATF SRE HOLDINGS TRUST AND MAY ONLY BE USED OR REPRODUCED WITH WRITTEN AUTHORISATION FROM SRE HOLDINGS PTY LTD OR AN ASSOCIATED ENTITY LICENSED TO DO SO	<table border="1" style="width: 100%; border-collapse: collapse;"> <thead> <tr> <th>Issue</th> <th>Date</th> </tr> </thead> <tbody> <tr> <td>A</td> <td>07/03/21</td> </tr> <tr> <td>B</td> <td>15/03/21</td> </tr> <tr> <td>C</td> <td>26/03/21</td> </tr> </tbody> </table>	Issue	Date	A	07/03/21	B	15/03/21	C	26/03/21	<table border="1" style="width: 100%; border-collapse: collapse;"> <thead> <tr> <th colspan="2">AREAS</th> </tr> </thead> <tbody> <tr> <td>LIVING</td> <td style="text-align: right;">86.37 sq.m</td> </tr> <tr> <td>UPPER LIVING</td> <td style="text-align: right;">179.78 sq.m</td> </tr> <tr> <td>GARAGE</td> <td style="text-align: right;">42.56 sq.m</td> </tr> <tr> <td>PORCH</td> <td style="text-align: right;">6.09 sq.m</td> </tr> <tr> <td>ALFRESCO</td> <td style="text-align: right;">37.20 sq.m</td> </tr> <tr> <td>PATIO</td> <td style="text-align: right;">37.20 sq.m</td> </tr> <tr> <td>TOTAL :</td> <td style="text-align: right;">389.20 sq.m</td> </tr> <tr> <td></td> <td style="text-align: right;">41.87 square</td> </tr> </tbody> </table>	AREAS		LIVING	86.37 sq.m	UPPER LIVING	179.78 sq.m	GARAGE	42.56 sq.m	PORCH	6.09 sq.m	ALFRESCO	37.20 sq.m	PATIO	37.20 sq.m	TOTAL :	389.20 sq.m		41.87 square	ESCARPMENT 389 'COAST FACADE 90mm VIC'	Drawing PRESENTATION UPPER Scale 1:100 @ A3
	Issue	Date																														
A	07/03/21																															
B	15/03/21																															
C	26/03/21																															
AREAS																																
LIVING	86.37 sq.m																															
UPPER LIVING	179.78 sq.m																															
GARAGE	42.56 sq.m																															
PORCH	6.09 sq.m																															
ALFRESCO	37.20 sq.m																															
PATIO	37.20 sq.m																															
TOTAL :	389.20 sq.m																															
	41.87 square																															

NOTE :
450mm EAVE UNO.



FRONT ELEVATION

Scale 1:100



RIGHT ELEVATION

Scale 1:100



STROUD HOMES
P : 1800 STROUD
W : stroudhomes.com.au

2021 © THE COPYRIGHT IN THESE PLANS IS OWNED BY SRE HOLDINGS PTY LTD ATF SRE HOLDINGS TRUST AND MAY ONLY BE USED OR REPRODUCED WITH WRITTEN AUTHORISATION FROM SRE HOLDINGS PTY LTD OR AN ASSOCIATED ENTITY LICENSED TO DO SO

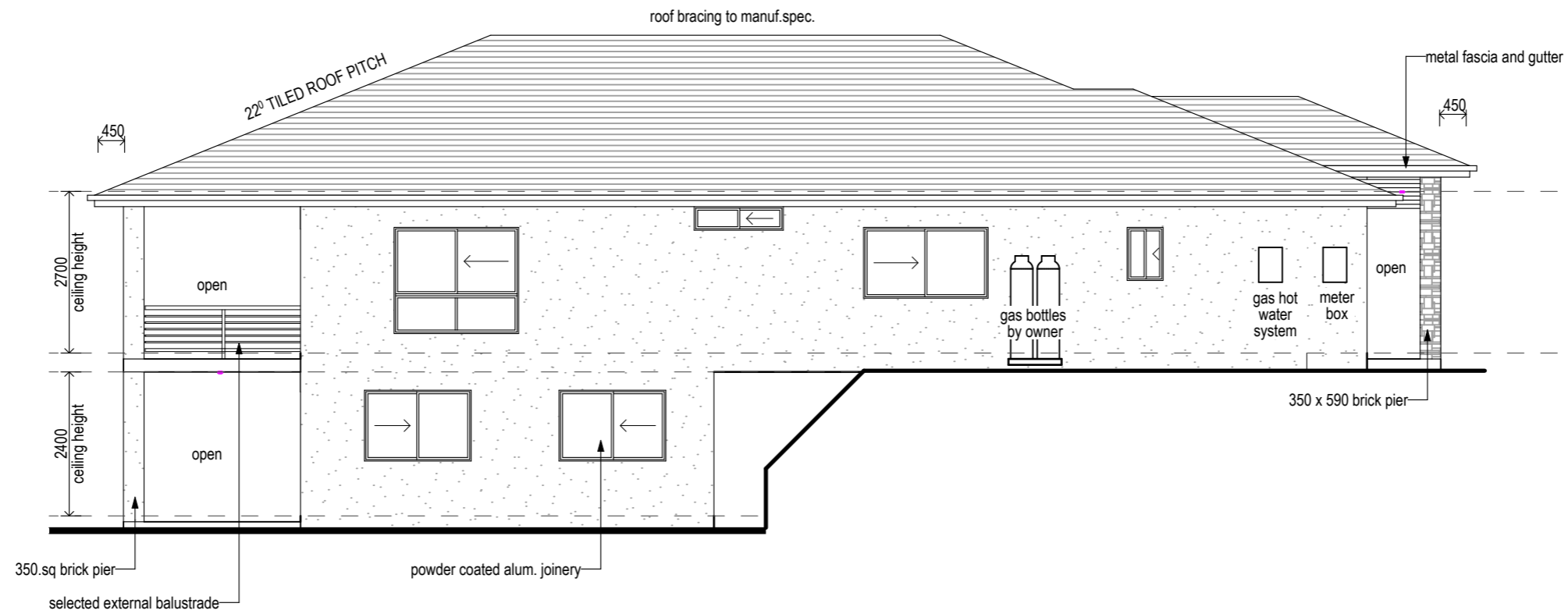
Issue	Date
A	07/03/21
B	15/03/21
C	26/03/21

AREAS	
LIVING	86.37 sq.m
UPPER LIVING	179.78 sq.m
GARAGE	42.56 sq.m
PORCH	6.09 sq.m
ALFRESCO	37.20 sq.m
PATIO	37.20 sq.m
TOTAL :	389.20 sq.m
	41.87 square

ESCARPMENT 389
'COAST FACADE 90mm VIC'

Drawing
ELEVATIONS
Scale 1:100 @ A3

NOTE :
450mm EAVE UNO.



LEFT ELEVATION
Scale 1:100



REAR ELEVATION
Scale 1:100



STROUD HOMES
P : 1800 STROUD
W : stroudhomes.com.au

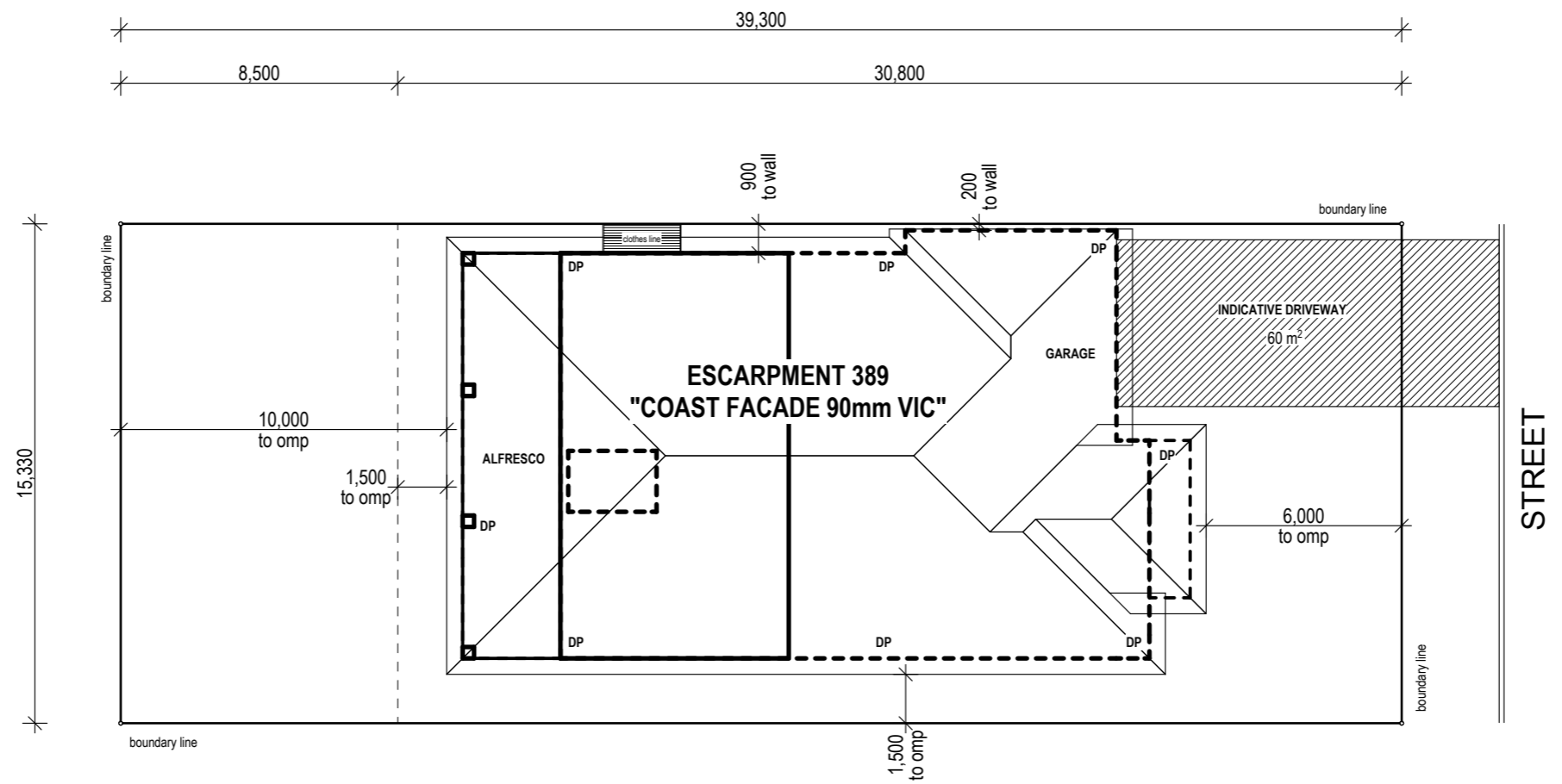
2021 © THE COPYRIGHT IN THESE PLANS IS OWNED BY SRE HOLDINGS PTY LTD ATF SRE HOLDINGS TRUST AND MAY ONLY BE USED OR REPRODUCED WITH WRITTEN AUTHORISATION FROM SRE HOLDINGS PTY LTD OR AN ASSOCIATED ENTITY LICENSED TO DO SO

Issue	Date
A	07/03/21
B	15/03/21
C	26/03/21

AREAS	
LIVING	86.37 sq.m
UPPER LIVING	179.78 sq.m
GARAGE	42.56 sq.m
PORCH	6.09 sq.m
ALFRESCO	37.20 sq.m
PATIO	37.20 sq.m
TOTAL :	389.20 sq.m
	41.87 square

ESCARPMENT 389
'COAST FACADE 90mm VIC'

Drawing
ELEVATIONS
Scale 1:100 @ A3



STROUD HOMES
P : 1800 STROUD
W : stroudhomes.com.au

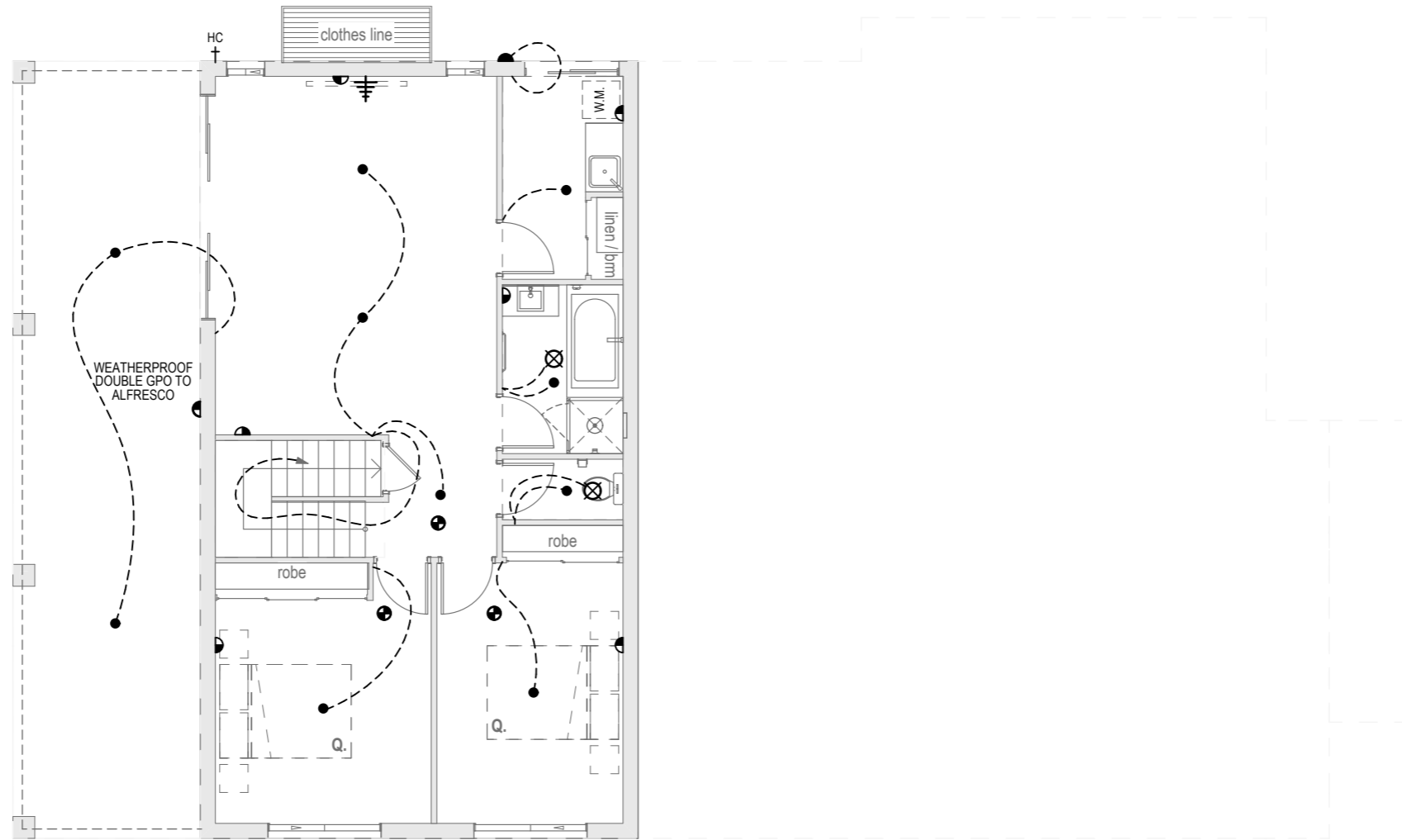
2021 © THE COPYRIGHT IN THESE PLANS IS OWNED BY SRE HOLDINGS PTY LTD ATF SRE HOLDINGS TRUST AND MAY ONLY BE USED OR REPRODUCED WITH WRITTEN AUTHORISATION FROM SRE HOLDINGS PTY LTD OR AN ASSOCIATED ENTITY LICENSED TO DO SO

Issue	Date
A	07/03/21
B	15/03/21
C	26/03/21

AREAS	
LIVING	86.37 sq.m
UPPER LIVING	179.78 sq.m
GARAGE	42.56 sq.m
PORCH	6.09 sq.m
ALFRESCO	37.20 sq.m
PATIO	37.20 sq.m
TOTAL :	389.20 sq.m
	41.87 square

ESCARPMENT 389
'COAST FACADE 90mm VIC'

Drawing
SITE PLAN
 Scale 1:200 @ A3



ELECTRICAL LEGEND		
Symbol	Description	No.
	(GPO) DOUBLE POWER POINT	20
	(GPO) DOUBLE POWER POINT - USB	1
	(GPO) DOUBLE POWER POINT - WP	2
	(GPO) SINGLE POWER POINT	6
	DOWNLIGHT	31
	EXHAUST FAN	6
	LIGHT - BUNKER	1
	LIGHT - DOUBLE STRIP FLUORESCENT	1
	LIGHT - WALL MOUNT	3
	LIGHT EXTERNAL - SENSOR UNIT	2
	SMOKE DETECTOR	8
	DATA POINTS	1
	TELEVISION POINT	3
	TV ANTENNA - LOCATION TO BE CONFIRMED ON SITE	1



STROUD HOMES
P : 1800 STROUD
W : stroudhomes.com.au

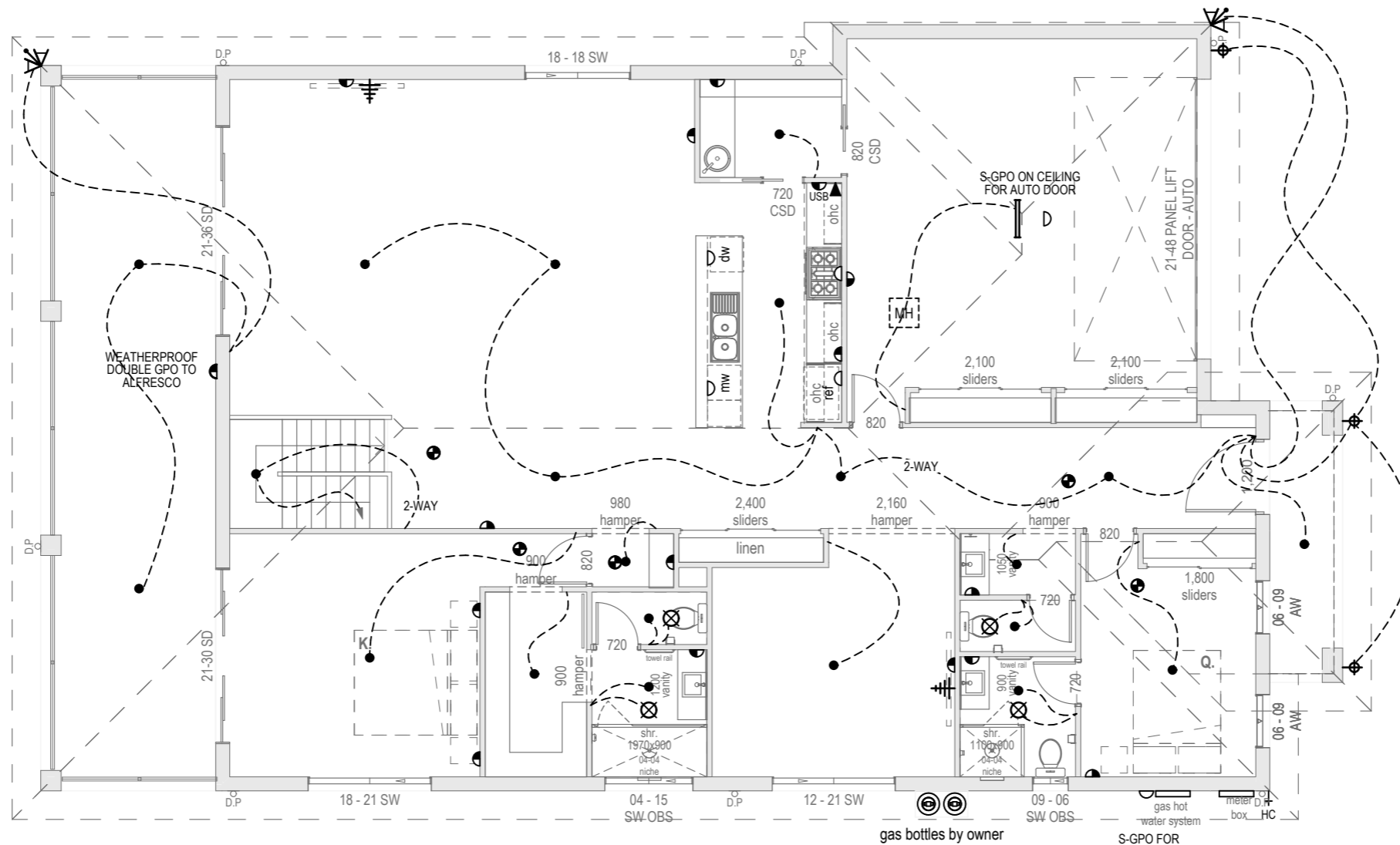
2021 ©
 THE COPYRIGHT IN THESE PLANS IS OWNED BY SRE HOLDINGS PTY LTD ATF SRE HOLDINGS TRUST AND MAY ONLY BE USED OR REPRODUCED WITH WRITTEN AUTHORISATION FROM SRE HOLDINGS PTY LTD OR AN ASSOCIATED ENTITY LICENSED TO DO SO

Issue	Date
A	07/03/21
B	15/03/21
C	26/03/21

AREAS	
LIVING	86.37 sq.m
UPPER LIVING	179.78 sq.m
GARAGE	42.56 sq.m
PORCH	6.09 sq.m
ALFRESCO	37.20 sq.m
PATIO	37.20 sq.m
TOTAL :	389.20 sq.m
	41.87 square

ESCARPMENT 389
'COAST FACADE 90mm VIC'

Drawing
ELECTRICAL
 Scale 1:100 @ A3



ELECTRICAL LEGEND		
Symbol	Description	No.
	(GPO) DOUBLE POWER POINT	20
	(GPO) DOUBLE POWER POINT - USB	1
	(GPO) DOUBLE POWER POINT - WP	2
	(GPO) SINGLE POWER POINT	6
	DOWNLIGHT	31
	EXHAUST FAN	6
	LIGHT - BUNKER	1
	LIGHT - DOUBLE STRIP FLUORESCENT	1
	LIGHT - WALL MOUNT	3
	LIGHT EXTERNAL - SENSOR UNIT	2
	SMOKE DETECTOR	8
	DATA POINTS	1
	TELEVISION POINT	3
	TV ANTENNA - LOCATION TO BE CONFIRMED ON SITE	1



STROUD HOMES
P : 1800 STROUD
W : stroudhomes.com.au

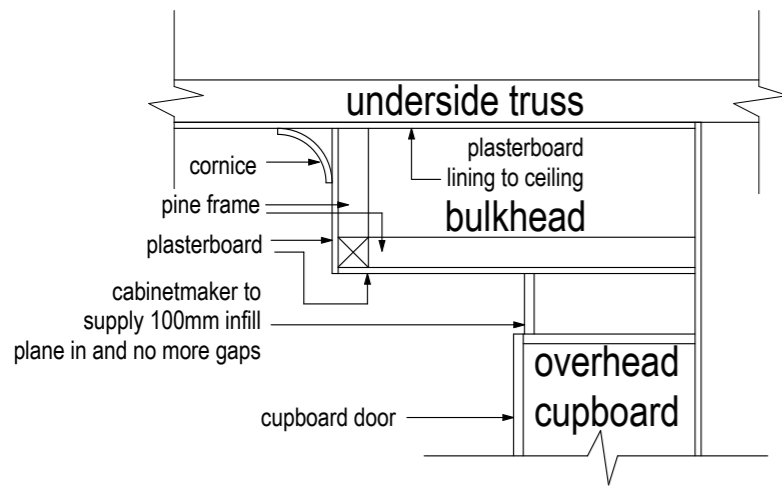
2021 ©
 THE COPYRIGHT IN THESE PLANS IS OWNED BY SRE HOLDINGS PTY LTD ATF SRE HOLDINGS TRUST AND MAY ONLY BE USED OR REPRODUCED WITH WRITTEN AUTHORISATION FROM SRE HOLDINGS PTY LTD OR AN ASSOCIATED ENTITY LICENSED TO DO SO

Issue	Date
A	07/03/21
B	15/03/21
C	26/03/21

AREAS	
LIVING	86.37 sq.m
UPPER LIVING	179.78 sq.m
GARAGE	42.56 sq.m
PORCH	6.09 sq.m
ALFRESCO	37.20 sq.m
PATIO	37.20 sq.m
TOTAL :	389.20 sq.m
	41.87 square

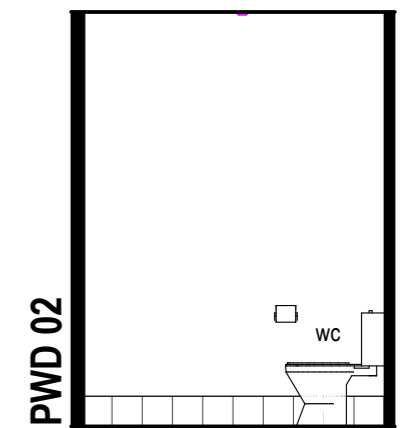
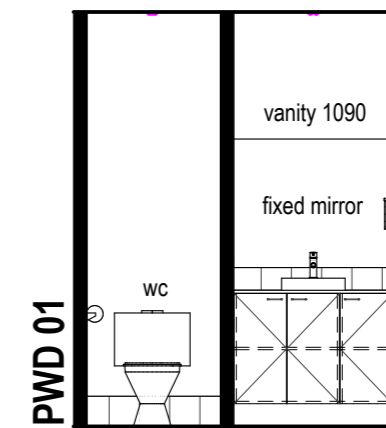
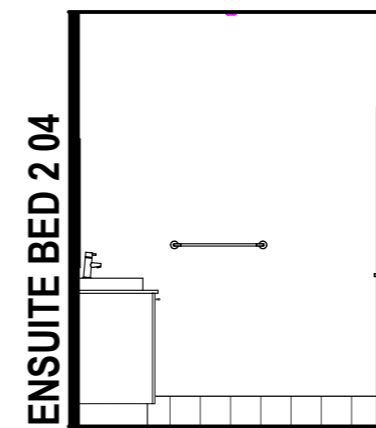
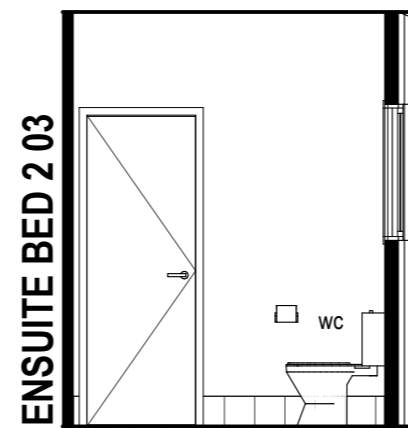
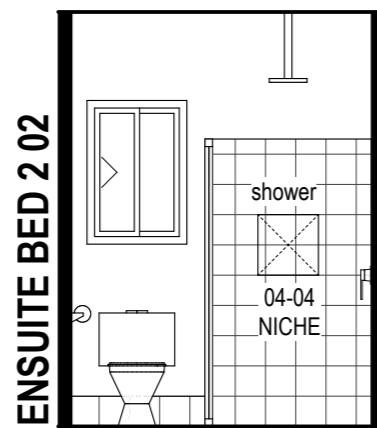
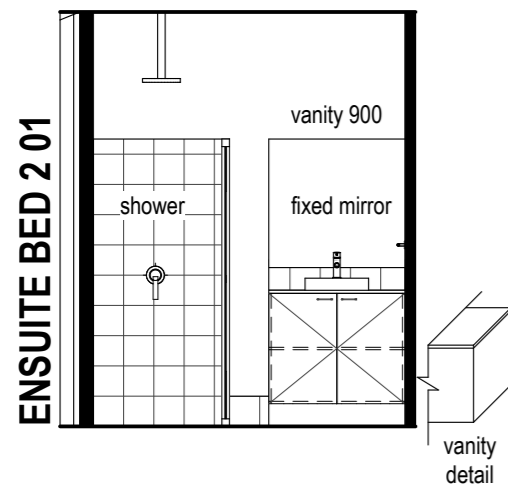
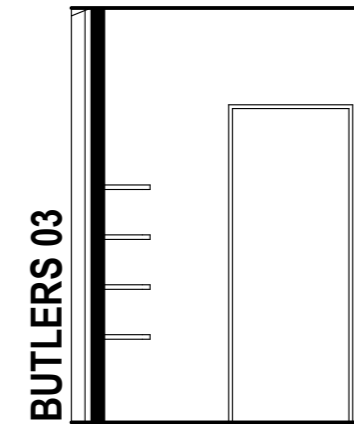
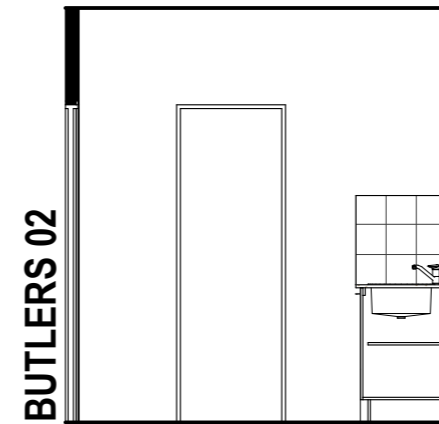
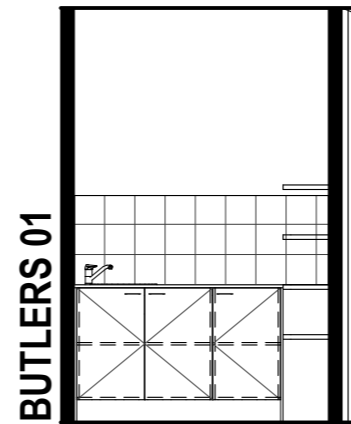
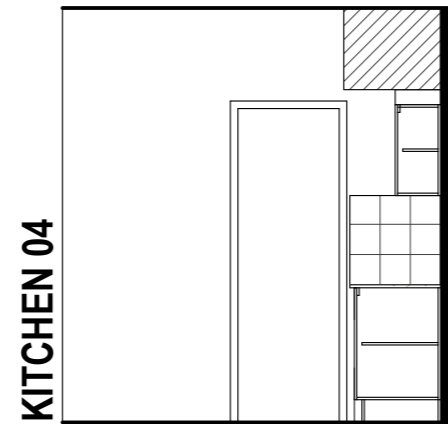
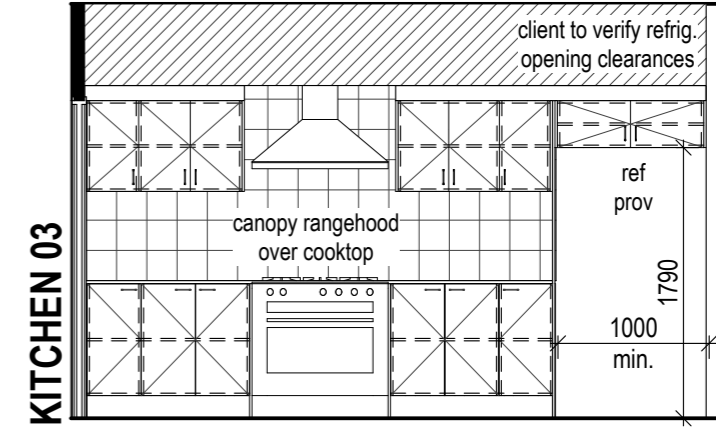
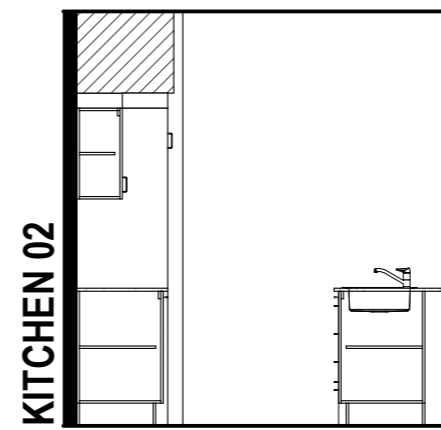
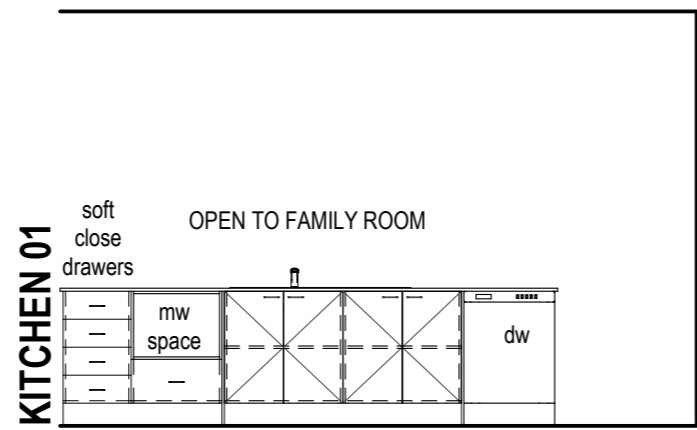
ESCARPMENT 389
'COAST FACADE 90mm VIC'

Drawing
UPPER ELECTRICAL
 Scale 1:100 @ A3



KITCHEN BULKHEAD DETAIL

SCALE : N.T.S.



STROUD HOMES
 P : 1800 STROUD
 W : stroudhomes.com.au

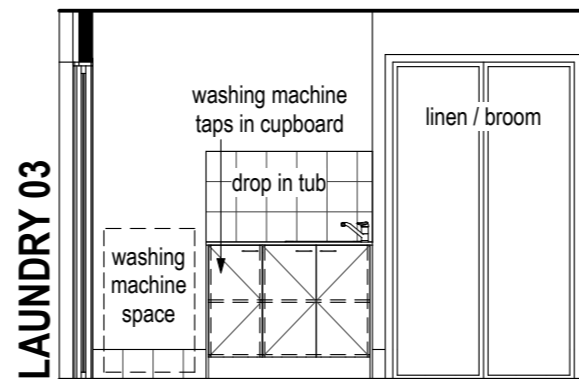
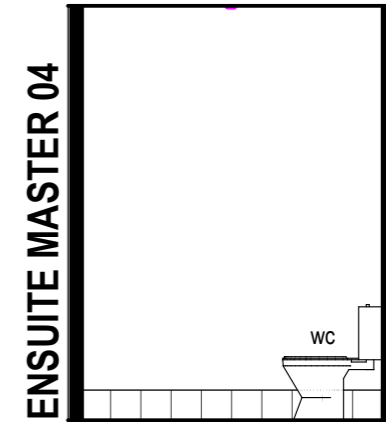
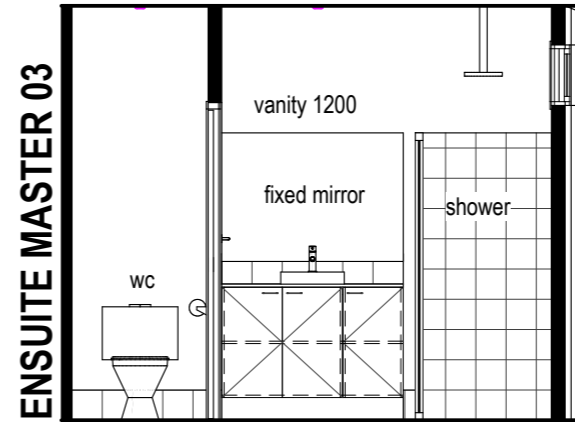
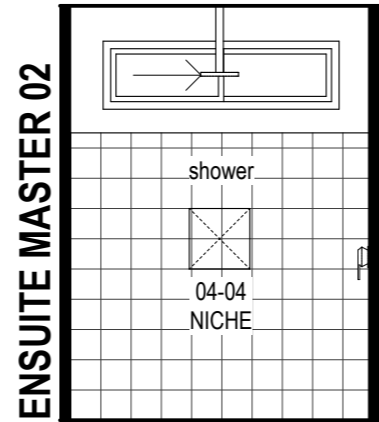
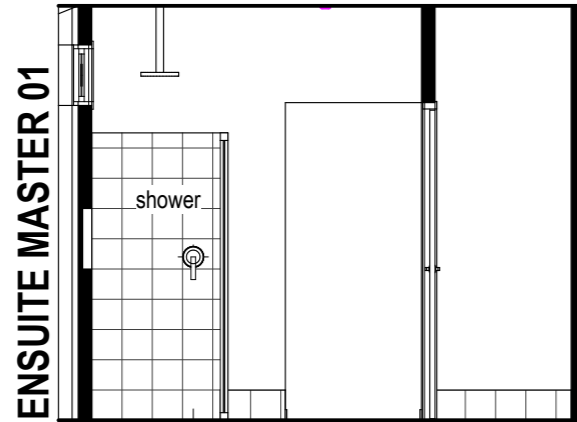
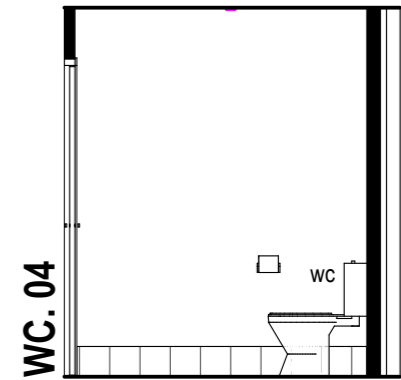
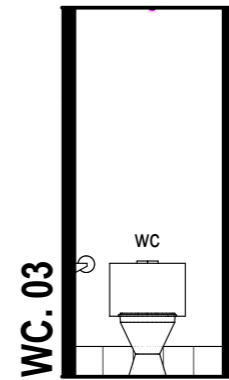
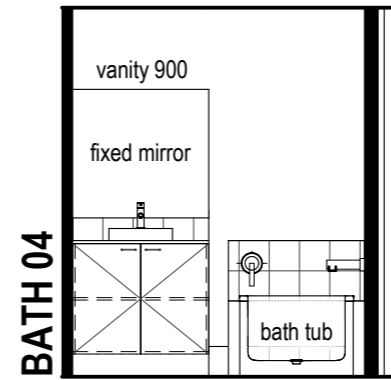
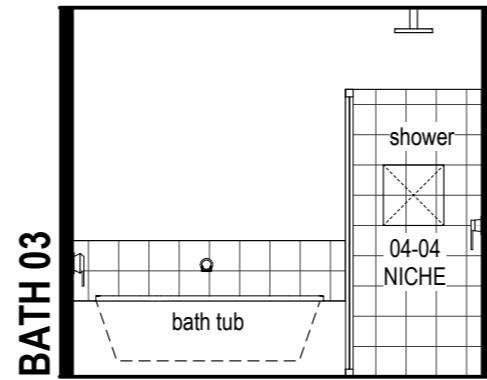
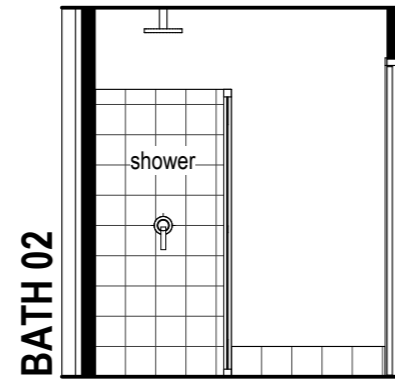
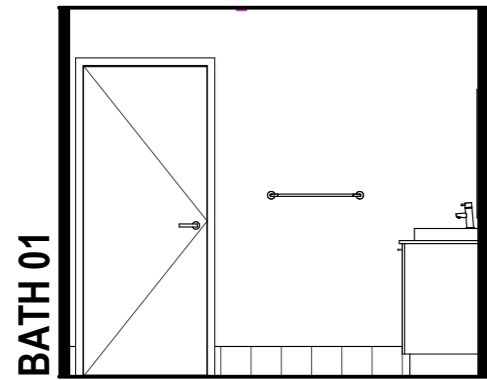
2021 © THE COPYRIGHT IN THESE PLANS IS OWNED BY SRE HOLDINGS PTY LTD ATF SRE HOLDINGS TRUST AND MAY ONLY BE USED OR REPRODUCED WITH WRITTEN AUTHORISATION FROM SRE HOLDINGS PTY LTD OR AN ASSOCIATED ENTITY LICENSED TO DO SO

Issue	Date
A	07/03/21
B	15/03/21
C	26/03/21

AREAS	
LIVING	86.37 sq.m
UPPER LIVING	179.78 sq.m
GARAGE	42.56 sq.m
PORCH	6.09 sq.m
ALFRESCO	37.20 sq.m
PATIO	37.20 sq.m
TOTAL :	389.20 sq.m
	41.87 square

ESCARPMENT 389
'COAST FACADE 90mm VIC'

Drawing
INTERNALS ELEVATIONS
 Scale 1:50 @ A3



STROUD HOMES
 P : 1800 STROUD
 W : stroudhomes.com.au

2021 © THE COPYRIGHT IN THESE PLANS IS OWNED BY SRE HOLDINGS PTY LTD ATF SRE HOLDINGS TRUST AND MAY ONLY BE USED OR REPRODUCED WITH WRITTEN AUTHORISATION FROM SRE HOLDINGS PTY LTD OR AN ASSOCIATED ENTITY LICENSED TO DO SO

Issue	Date
A	07/03/21
B	15/03/21
C	26/03/21

AREAS	
LIVING	86.37 sq.m
UPPER LIVING	179.78 sq.m
GARAGE	42.56 sq.m
PORCH	6.09 sq.m
ALFRESCO	37.20 sq.m
PATIO	37.20 sq.m
TOTAL :	389.20 sq.m
	41.87 square

ESCARPMENT 389
'COAST FACADE 90mm VIC'

Drawing
INTERNALS ELEVATIONS
 Scale 1:50 @ A3



Skillion Facade

4 2 2

Kaydon 255 Sloped Block (90mm)

FLOOR AREA

Living	39.68m ²
Upper Living	159.74m ²
Garage	40.16m ²
Alfresco	12.26m ²
Porch	3.84m ²

TOTAL: (27.51sqsq) 255.68m²

HOUSE SIZE

Width	9.96m
Depth	18.77m

TYPICAL FRONTAGE 12.96m+



2.4M
CEILINGS



STUDY
NOOK

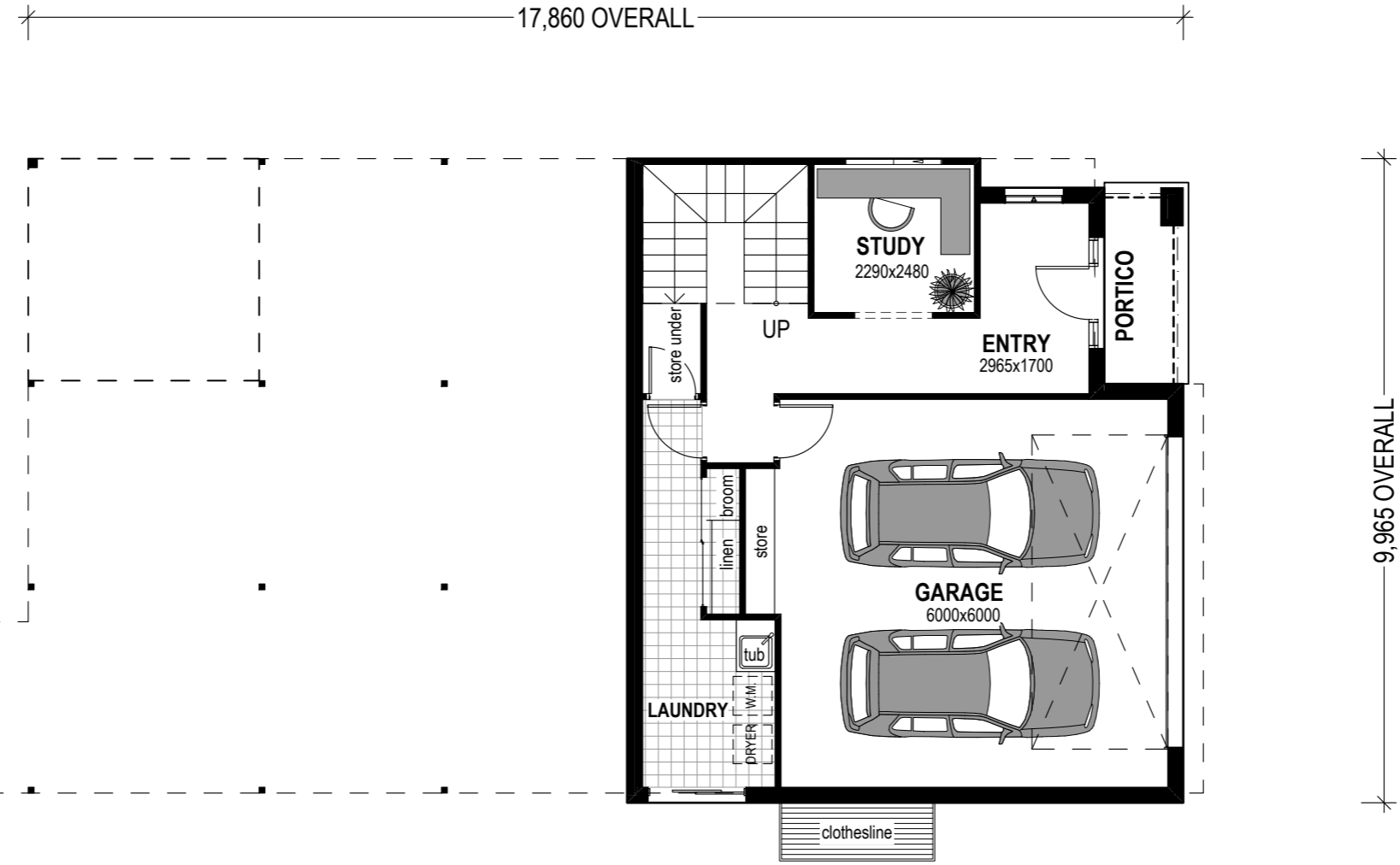


CHILD'S
RETREAT



Feels like home

LEGEND:
 FULLY OR PARTIALLY SHADED GREY OR GREEN OBJECTS ARE FURNITURE ITEMS SHOWING INDICATIVE ROOM CONFIGURATIONS AND ARE NOT INCLUDED BY STROUD HOMES



2.4M
CEILINGS



STUDY
NOOK



CHILD'S
RETREAT



STROUD HOMES
 P : 1800 STROUD
 W : stroudhomes.com.au

2016 © THESE PLANS ARE COPYRIGHT, MUST NOT BE REPRODUCED WITHOUT WRITTEN AUTHORISATION & REMAIN THE SOLE PROPERTY OF STROUD HOMES PTY LTD.

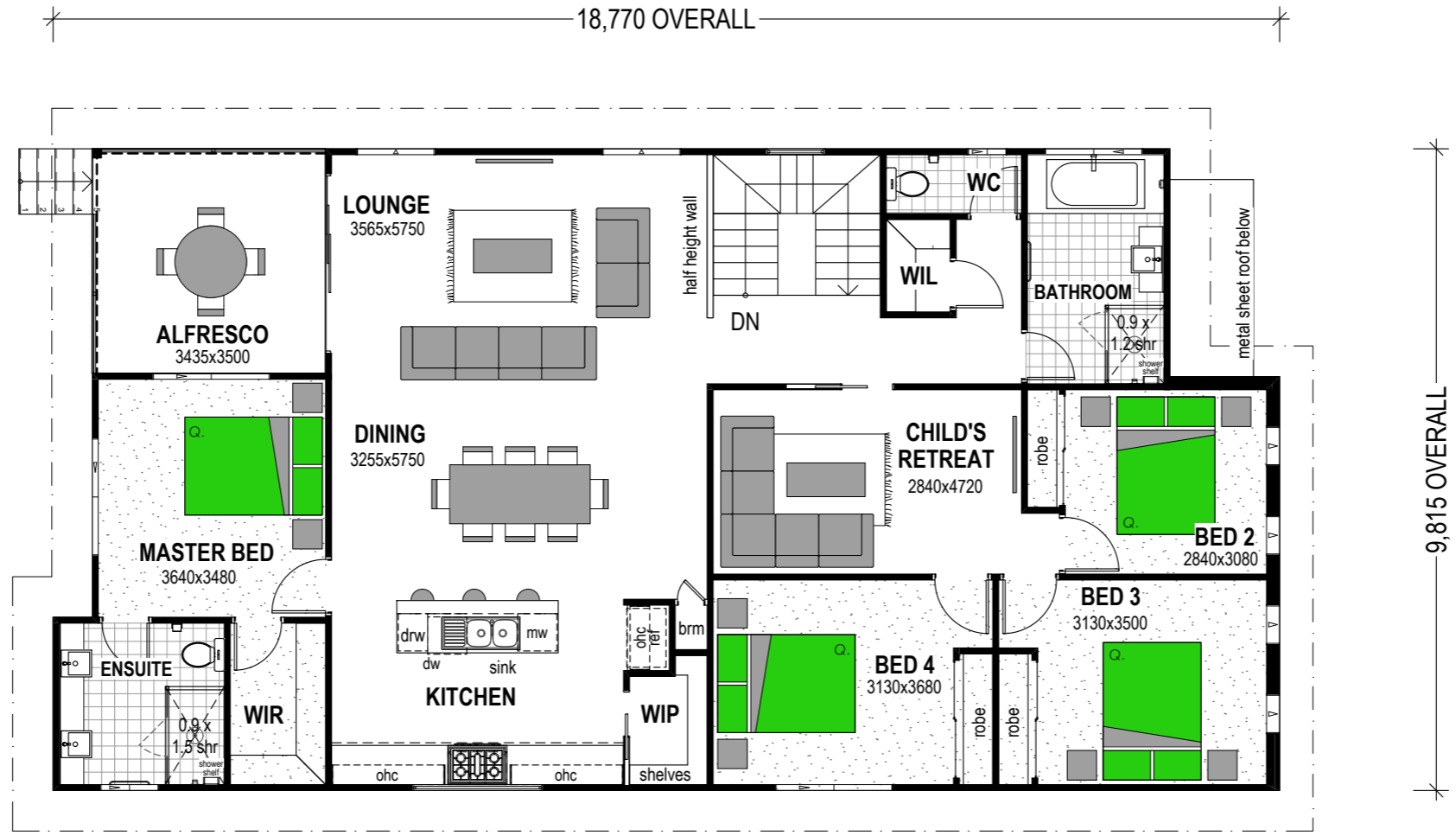
Issue	Date
A	25/03/19




AREAS	
LIVING	39.68 sq.m
UPPER LIVING	159.74 sq.m
GARAGE	40.16 sq.m
PORCH	3.84 sq.m
ALFRESCO	12.26 sq.m
TOTAL :	255.68 sq.m
	27.51 square

KAYDON 255
'SKILLION FACADE'
90mm VIC

Drawing
PRESENTATION
 Scale 1:100 @ A3

LEGEND:
 FULLY OR PARTIALLY SHADED GREY OR GREEN OBJECTS ARE FURNITURE ITEMS
 SHOWING INDICATIVE ROOM CONFIGURATIONS
 AND ARE NOT INCLUDED BY STROUD HOMES



- 
 2.4M
CEILINGS
- 
 STUDY
NOOK
- 
 CHILD'S
RETREAT



STROUD HOMES
 P : 1800 STROUD
 W : stroudhomes.com.au



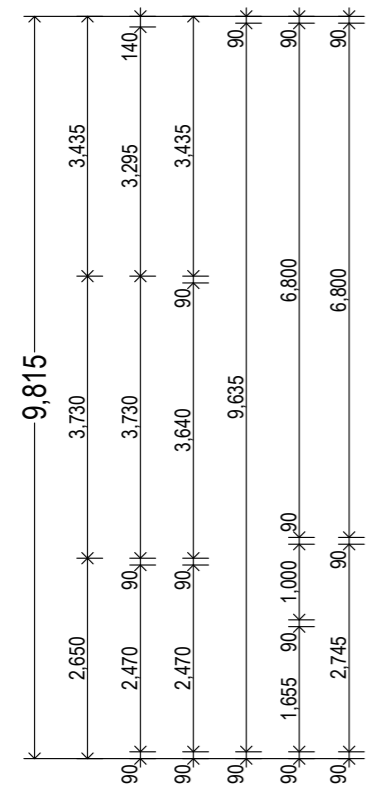

2016 © THESE PLANS ARE COPYRIGHT, MUST NOT BE REPRODUCED WITHOUT WRITTEN AUTHORISATION & REMAIN THE SOLE PROPERTY OF STROUD HOMES PTY LTD.

Issue	Date
A	25/03/19

AREAS	
LIVING	39.68 sq.m
UPPER LIVING	159.74 sq.m
GARAGE	40.16 sq.m
PORCH	3.84 sq.m
ALFRESCO	12.26 sq.m
TOTAL :	255.68 sq.m
	27.51 square

**KAYDON 255
 'SKILLION FACADE'
 90mm VIC**

Drawing
**PRESENTATION
 UPPER**
 Scale 1:100 @ A3



STROUD HOMES
 P : 1800 STROUD
 W : stroudhomes.com.au

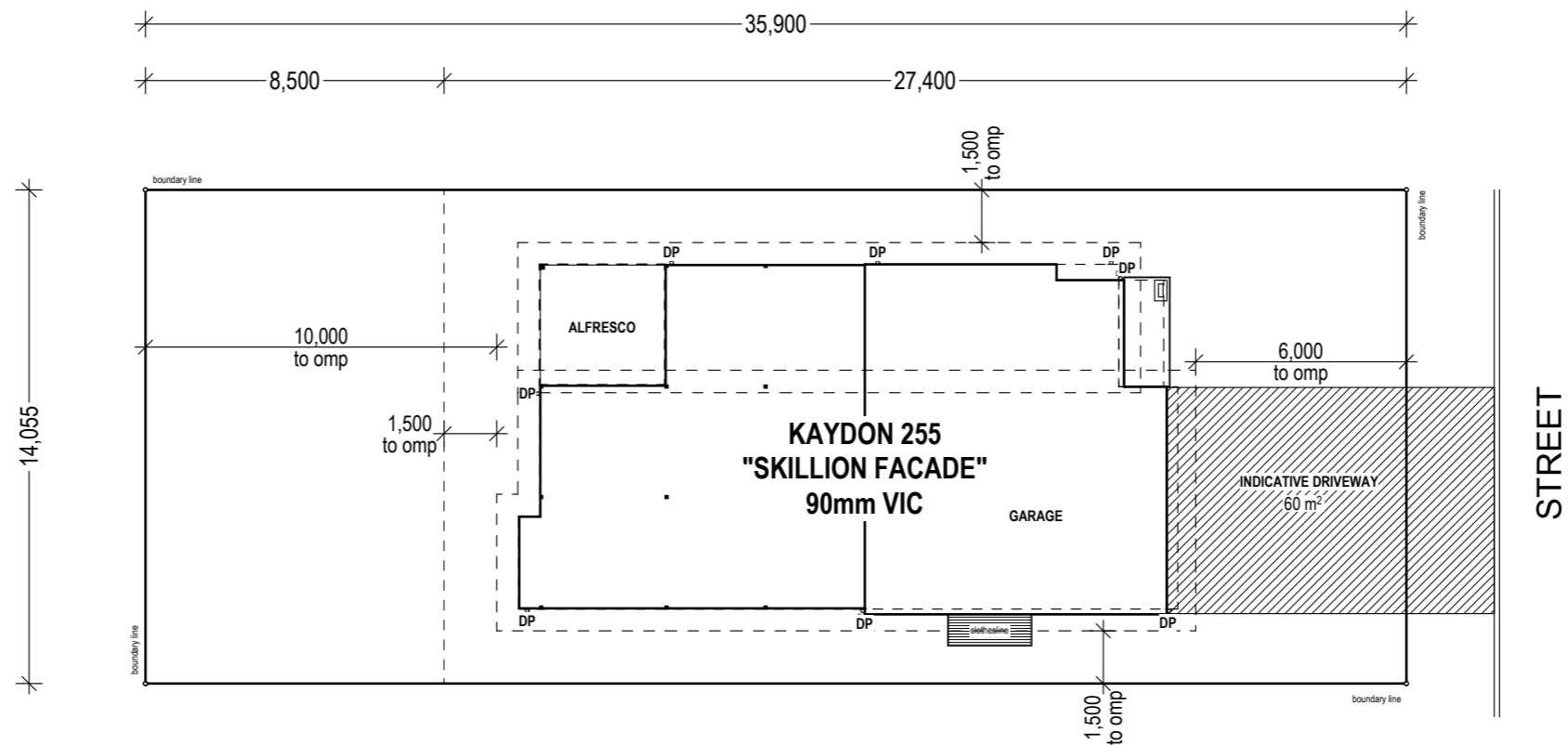
2016 © THESE PLANS ARE COPYRIGHT, MUST NOT BE REPRODUCED WITHOUT WRITTEN AUTHORISATION & REMAIN THE SOLE PROPERTY OF STROUD HOMES PTY LTD.

Issue	Date
A	25/03/19

AREAS	
LIVING	39.68 sq.m
UPPER LIVING	159.74 sq.m
GARAGE	40.16 sq.m
PORCH	3.84 sq.m
ALFRESCO	12.26 sq.m
TOTAL :	255.68 sq.m
	27.51 square

KAYDON 255
'SKILLION FACADE'
90mm VIC

Drawing
UPPER FLOOR PLAN
 Scale 1:100 @ A3



STROUD HOMES
P : 1800 STROUD
W : stroudhomes.com.au

2016 © THESE PLANS ARE COPYRIGHT, MUST NOT BE REPRODUCED WITHOUT WRITTEN AUTHORISATION & REMAIN THE SOLE PROPERTY OF STROUD HOMES PTY LTD.

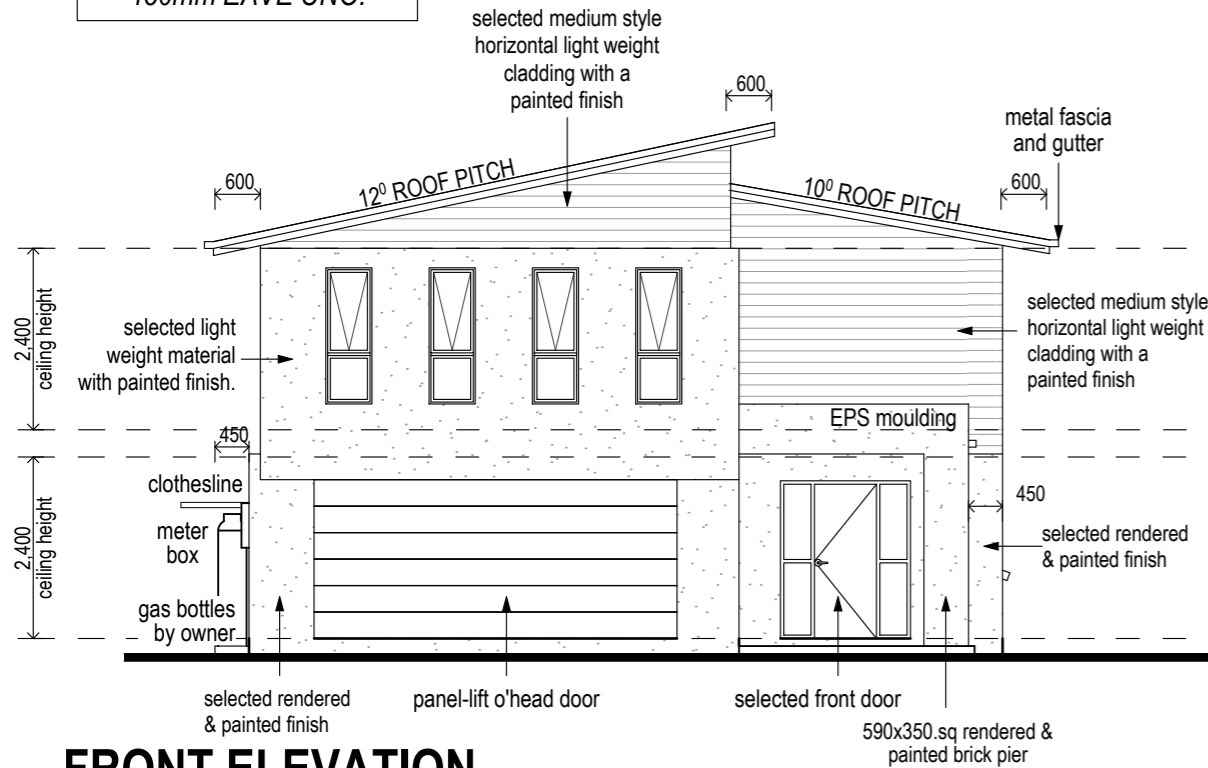
Issue	Date
A	25/03/19

AREAS	
LIVING	39.68 sq.m
UPPER LIVING	159.74 sq.m
GARAGE	40.16 sq.m
PORCH	3.84 sq.m
ALFRESCO	12.26 sq.m
TOTAL :	255.68 sq.m
	27.51 square

KAYDON 255
'SKILLION FACADE'
90mm VIC

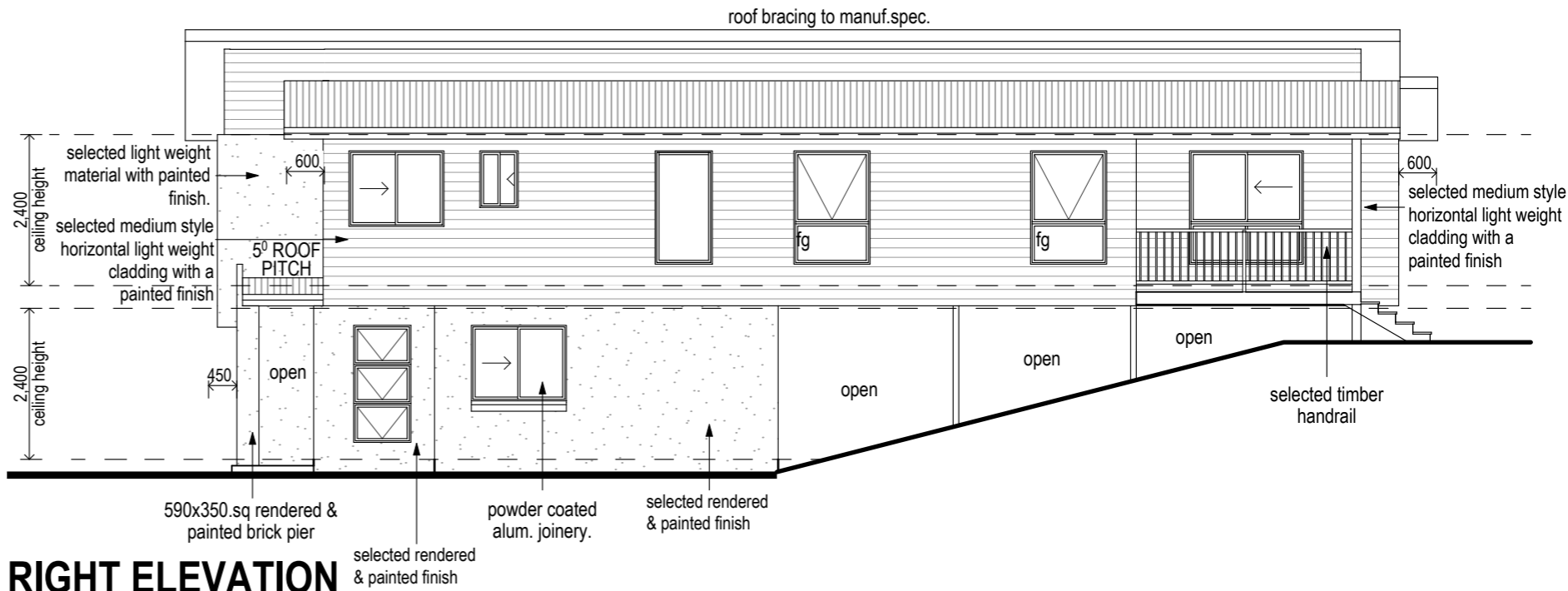
Drawing
SITE PLAN
 Scale 1:200 @ A3

NOTE :
450mm EAVE UNO.



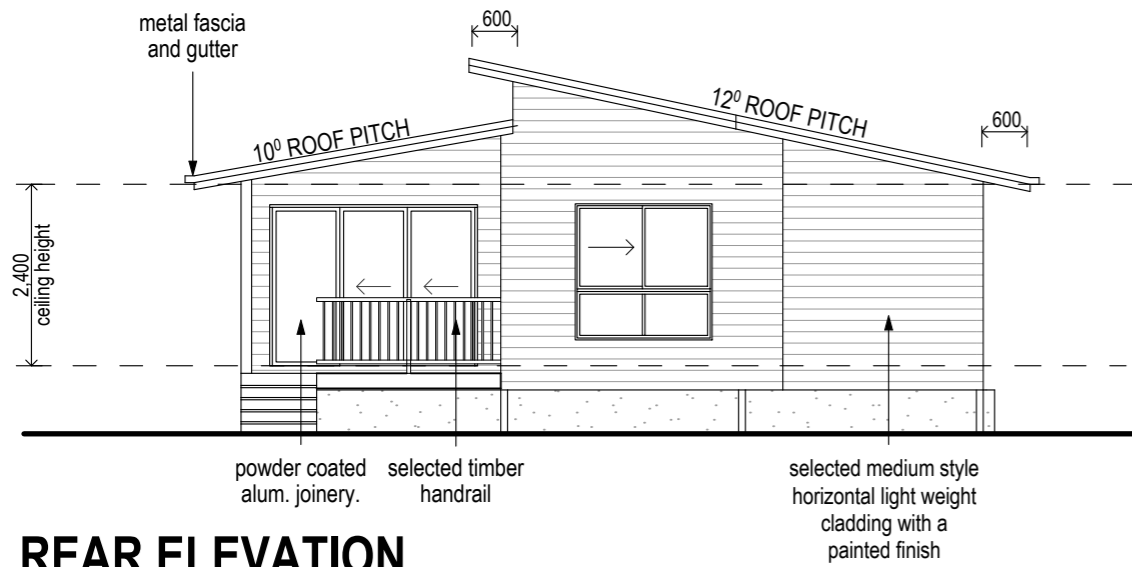
FRONT ELEVATION

Scale 1:100



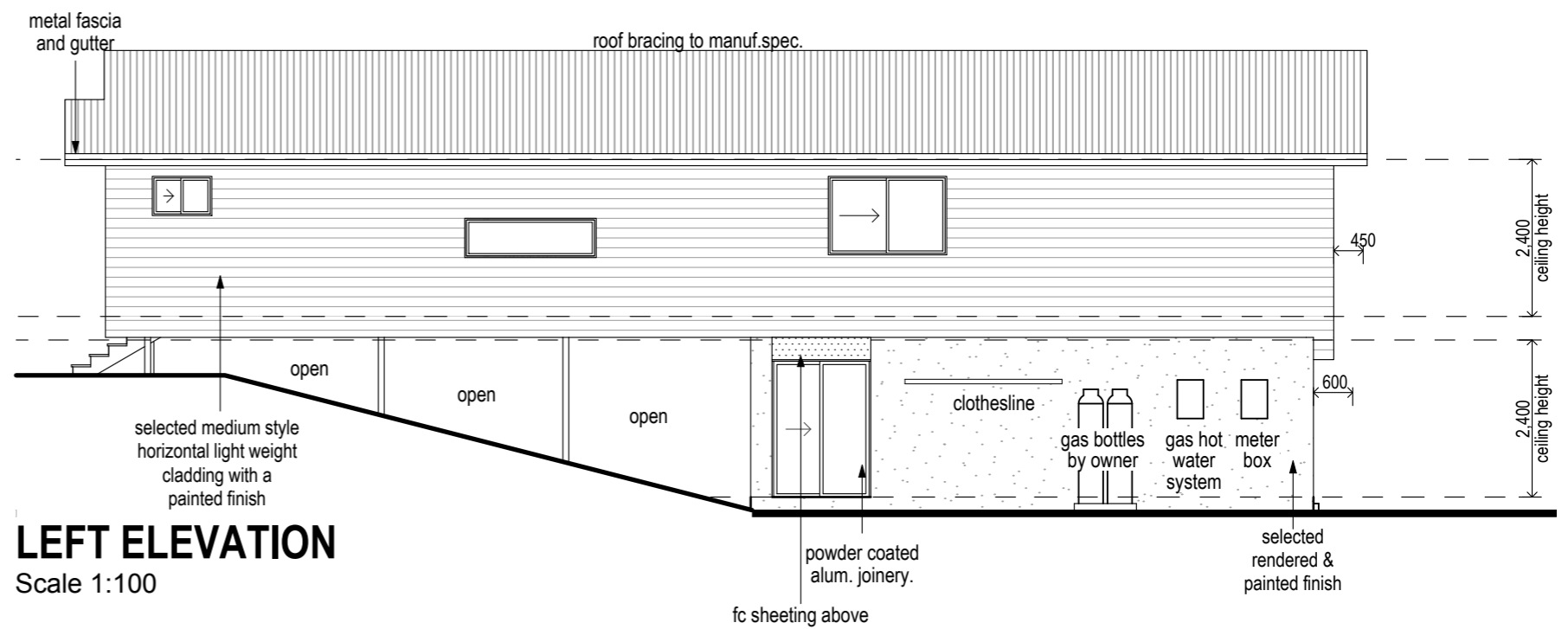
RIGHT ELEVATION

Scale 1:100



REAR ELEVATION

Scale 1:100



LEFT ELEVATION

Scale 1:100



STROUD HOMES
P : 1800 STROUD
W : stroudhomes.com.au

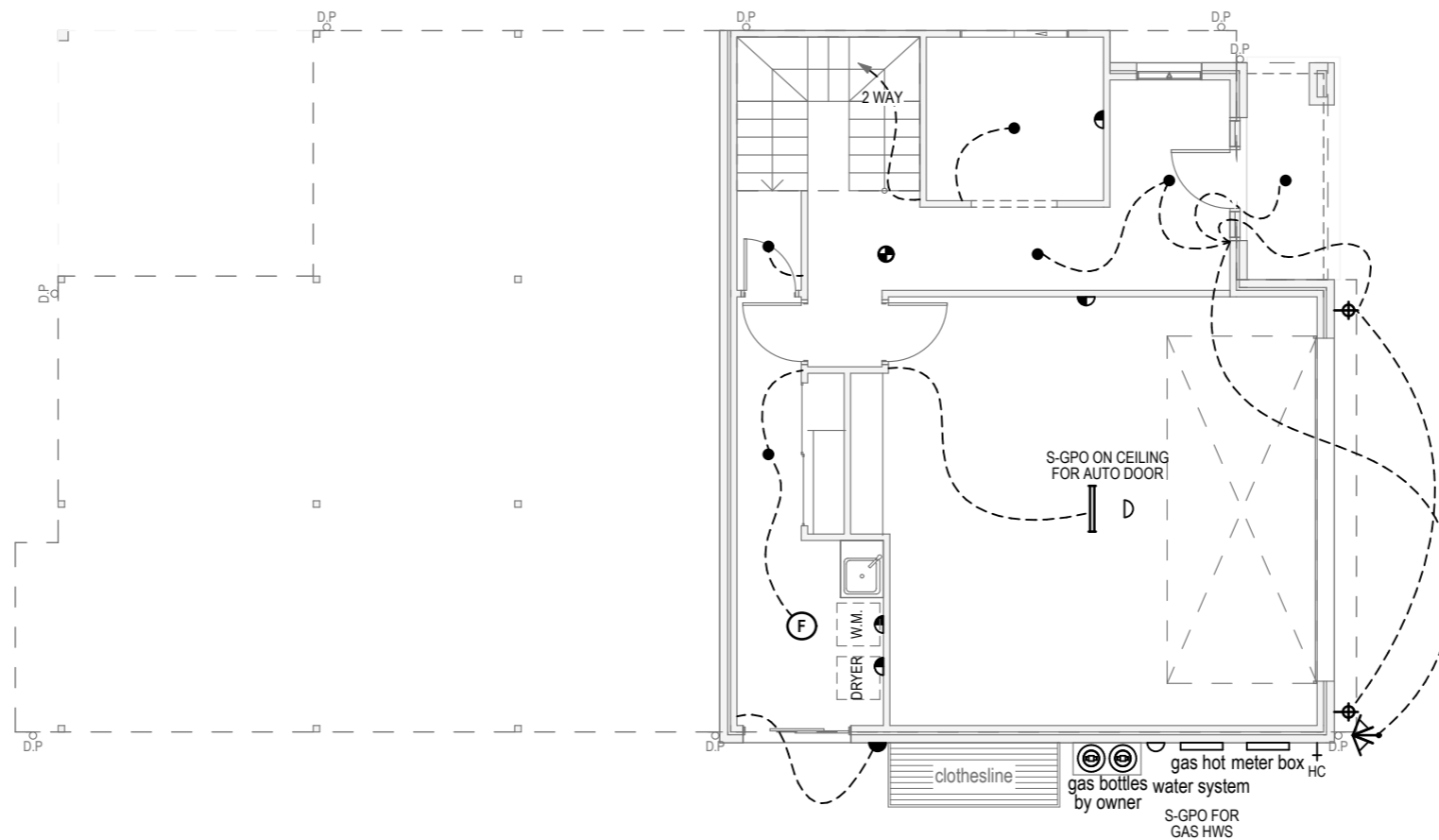
2016 © THESE PLANS ARE COPYRIGHT, MUST NOT BE REPRODUCED WITHOUT WRITTEN AUTHORISATION & REMAIN THE SOLE PROPERTY OF STROUD HOMES PTY LTD.

Issue	Date
A	25/03/19

AREAS	
LIVING	39.68 sq.m
UPPER LIVING	159.74 sq.m
GARAGE	40.16 sq.m
PORCH	3.84 sq.m
ALFRESCO	12.26 sq.m
TOTAL :	255.68 sq.m
	27.51 square

KAYDON 255
'SKILLION FACADE'
90mm VIC

Drawing
ELEVATIONS
Scale 1:100 @ A3



ELECTRICAL LEGEND		
Symbol	Description	No.
	(GPO) DOUBLE POWER POINT	17
	(GPO) DOUBLE POWER POINT - USB	1
	(GPO) DOUBLE POWER POINT - WP	1
	(GPO) SINGLE POWER POINT	6
	DOWNLIGHT	33
	EXHAUST FAN	2
	LIGHT - BUNKER	1
	LIGHT - CEILING FLUORESCENT ROUND	1
	LIGHT - DOUBLE STRIP FLUORESCENT	1
	LIGHT - WALL MOUNT	2
	LIGHT EXTERNAL - SENSOR UNIT	2
	SMOKE DETECTOR	7
	DATA POINT	1
	TELEVISION POINT	2
	TV ANTENNA - LOCATION TO BE CONFIRMED ON SITE	1



STROUD HOMES
P : 1800 STROUD
W : stroudhomes.com.au

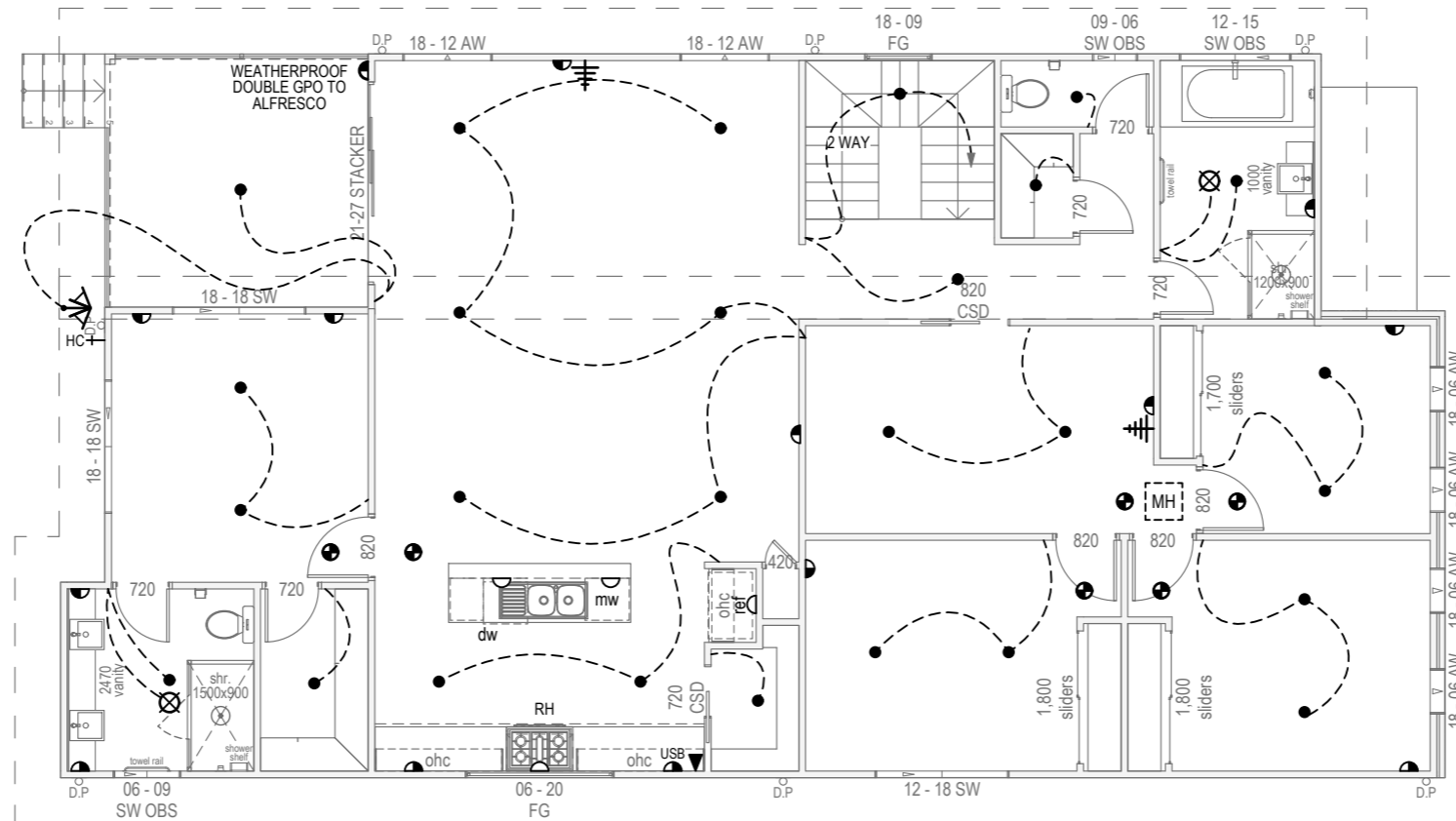
2016 © THESE PLANS ARE COPYRIGHT, MUST NOT BE REPRODUCED WITHOUT WRITTEN AUTHORISATION & REMAIN THE SOLE PROPERTY OF STROUD HOMES PTY LTD.

Issue	Date
A	25/03/19

AREAS	
LIVING	39.68 sq.m
UPPER LIVING	159.74 sq.m
GARAGE	40.16 sq.m
PORCH	3.84 sq.m
ALFRESCO	12.26 sq.m
TOTAL :	255.68 sq.m
	27.51 square

KAYDON 255
'SKILLION FACADE'
90mm VIC

Drawing
ELECTRICAL
Scale 1:100 @ A3



ELECTRICAL LEGEND		
Symbol	Description	No.
	(GPO) DOUBLE POWER POINT	16
	(GPO) DOUBLE POWER POINT - USB	1
	(GPO) DOUBLE POWER POINT - WP	1
	(GPO) SINGLE POWER POINT	6
	DOWNLIGHT	33
	EXHAUST FAN	2
	LIGHT - BUNKER	1
	LIGHT - CEILING FLUORESCENT ROUND	1
	LIGHT - DOUBLE STRIP FLUORESCENT	1
	LIGHT - WALL MOUNT	2
	LIGHT EXTERNAL - SENSOR UNIT	2
	SMOKE DETECTOR	7
	DATA POINT	1
	TELEVISION POINT	2
	TV ANTENNA - LOCATION TO BE CONFIRMED ON SITE	1



STROUD HOMES
 P : 1800 STROUD
 W : stroudhomes.com.au

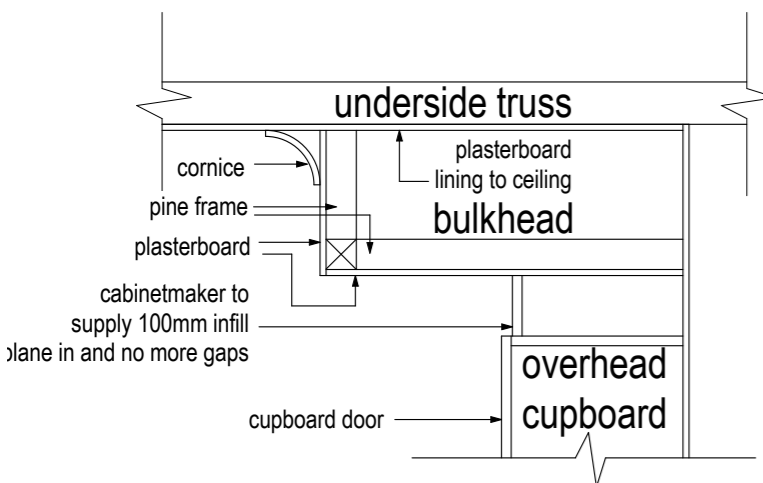
2016 © THESE PLANS ARE COPYRIGHT, MUST NOT BE REPRODUCED WITHOUT WRITTEN AUTHORISATION & REMAIN THE SOLE PROPERTY OF STROUD HOMES PTY LTD.

Issue	Date
A	25/03/19

AREAS	
LIVING	39.68 sq.m
UPPER LIVING	159.74 sq.m
GARAGE	40.16 sq.m
PORCH	3.84 sq.m
ALFRESCO	12.26 sq.m
TOTAL :	255.68 sq.m
	27.51 square

KAYDON 255
'SKILLION FACADE'
90mm VIC

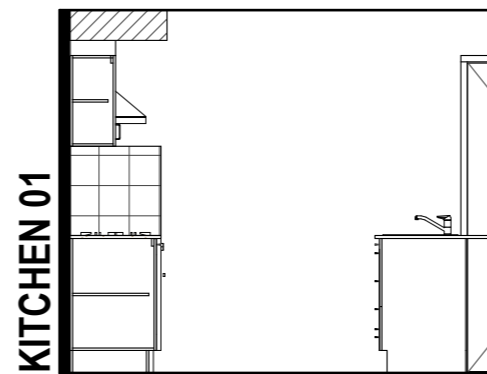
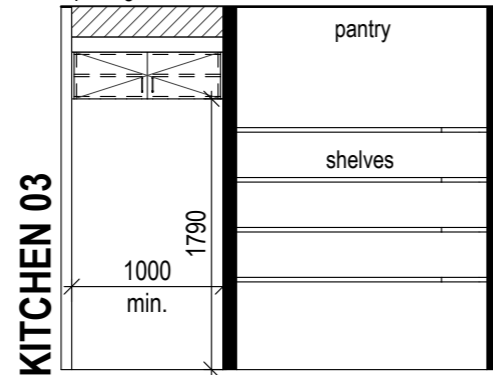
Drawing
UPPER ELECTRICAL
 Scale 1:100 @ A3



KITCHEN BULKHEAD DETAIL

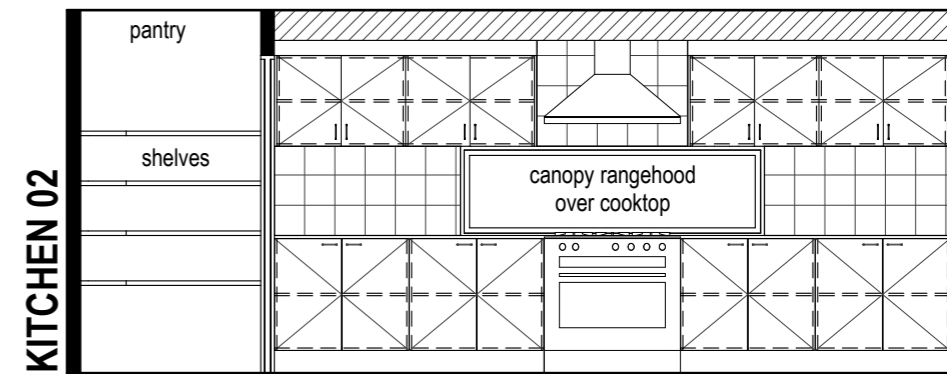
SCALE : N.T.S.

client to verify refrig. opening clearances

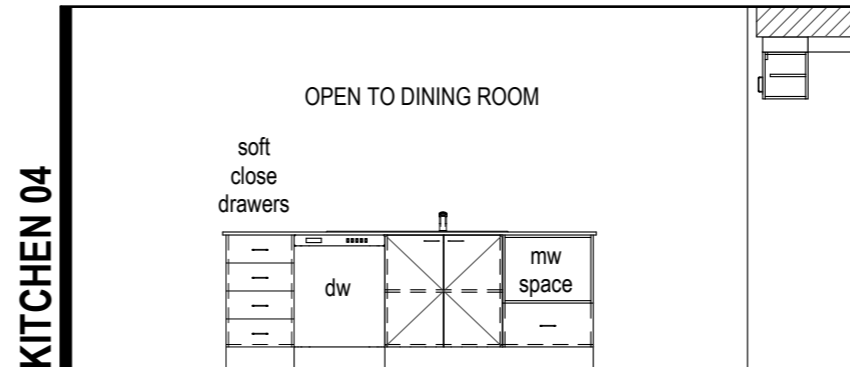


KITCHEN 01

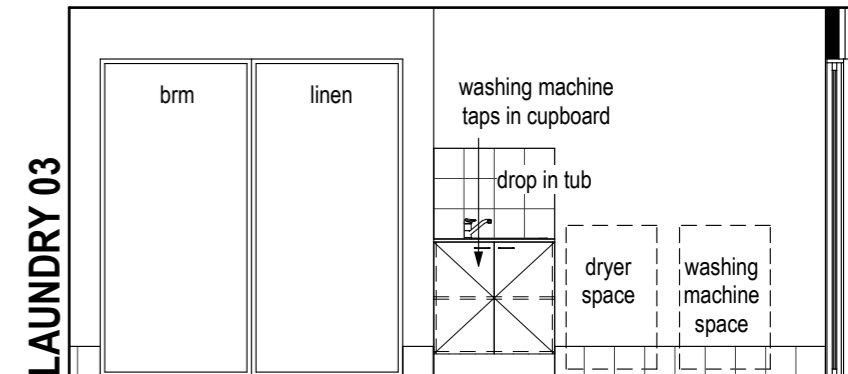
the number of doors and width of doors will be determined by the cabinetmaker to optimize the functionality of the cabinetry



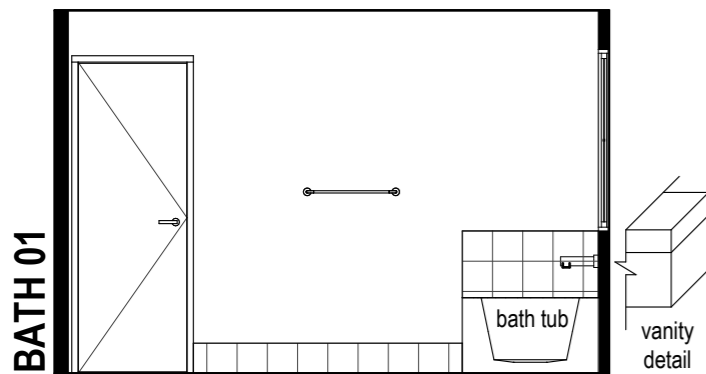
KITCHEN 02



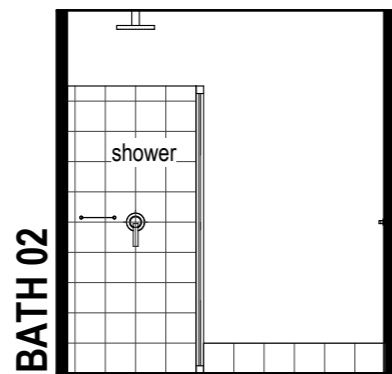
KITCHEN 04



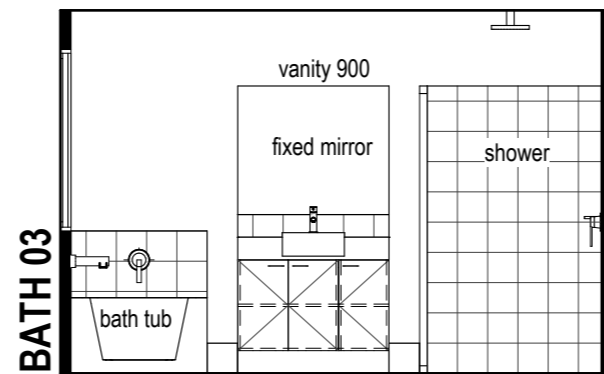
LAUNDRY 03



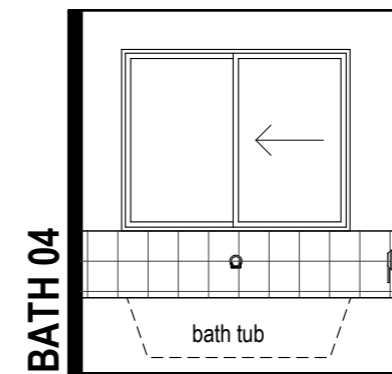
BATH 01



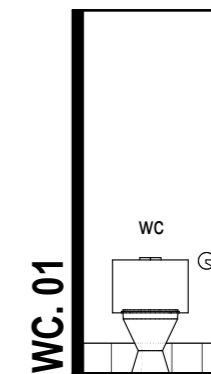
BATH 02



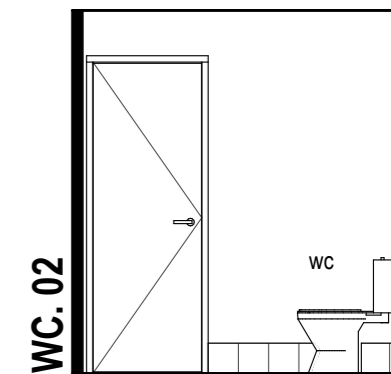
BATH 03



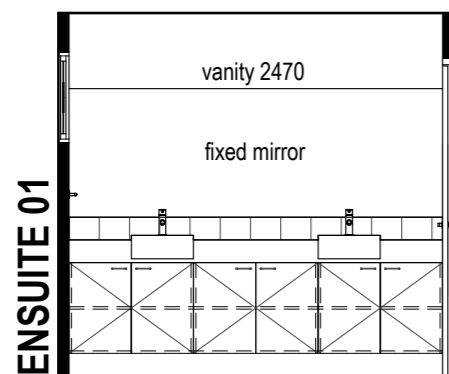
BATH 04



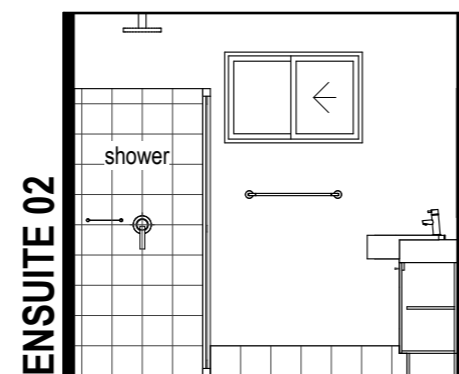
WC. 01



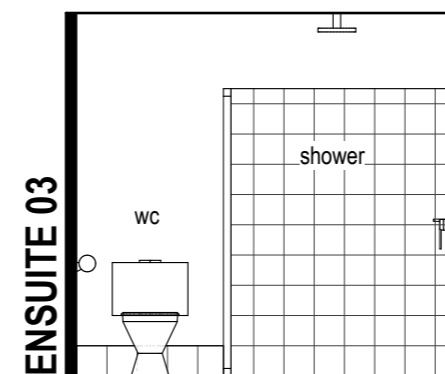
WC. 02



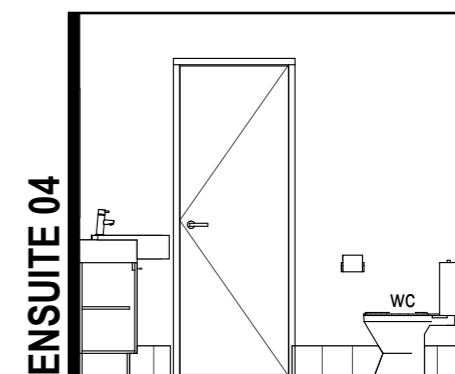
ENSUITE 01



ENSUITE 02



ENSUITE 03



ENSUITE 04



STROUD HOMES
 P : 1800 STROUD
 W : stroudhomes.com.au

2016 © THESE PLANS ARE COPYRIGHT, MUST NOT BE REPRODUCED WITHOUT WRITTEN AUTHORISATION & REMAIN THE SOLE PROPERTY OF STROUD HOMES PTY LTD.

Issue	Date
A	25/03/19

AREAS	
LIVING	39.68 sq.m
UPPER LIVING	159.74 sq.m
GARAGE	40.16 sq.m
PORCH	3.84 sq.m
ALFRESCO	12.26 sq.m
TOTAL :	255.68 sq.m
	27.51 square

KAYDON 255
'SKILLION FACADE'
90mm VIC


Drawing
INTERNALS
ELEVATIONS
 Scale 1:50 @ A3



MIAMI 270 - PORTICO FACADE (90mm)

 **2.7m**
CEILINGS

 **MEDIA ROOM**

 **STUDY**

 **CHILD'S RETREAT**

FLOOR AREA	
Internal	206.3m ²
Garage	39.3m ²
Alfresco	21.7m ²
Porch	4.2m ²
TOTAL:	(29.22sqgs) 271.5m²

HOUSE SIZE	
Width	18.44m
Depth	19.89m
TYPICAL FRONTAGE	21.44m+

LEGEND:

FULLY OR PARTIALLY SHADED GREY OR GREEN OBJECTS ARE FURNITURE ITEMS SHOWING INDICATIVE ROOM CONFIGURATIONS AND ARE NOT INCLUDED BY STROUD HOMES



STROUD HOMES
 P : 1800 STROUD
 W : stroudhomes.com.au

2015 © THESE PLANS ARE COPYRIGHT, MUST NOT BE REPRODUCED WITHOUT WRITTEN AUTHORISATION & REMAIN THE SOLE PROPERTY OF STROUD HOMES PTY LTD.


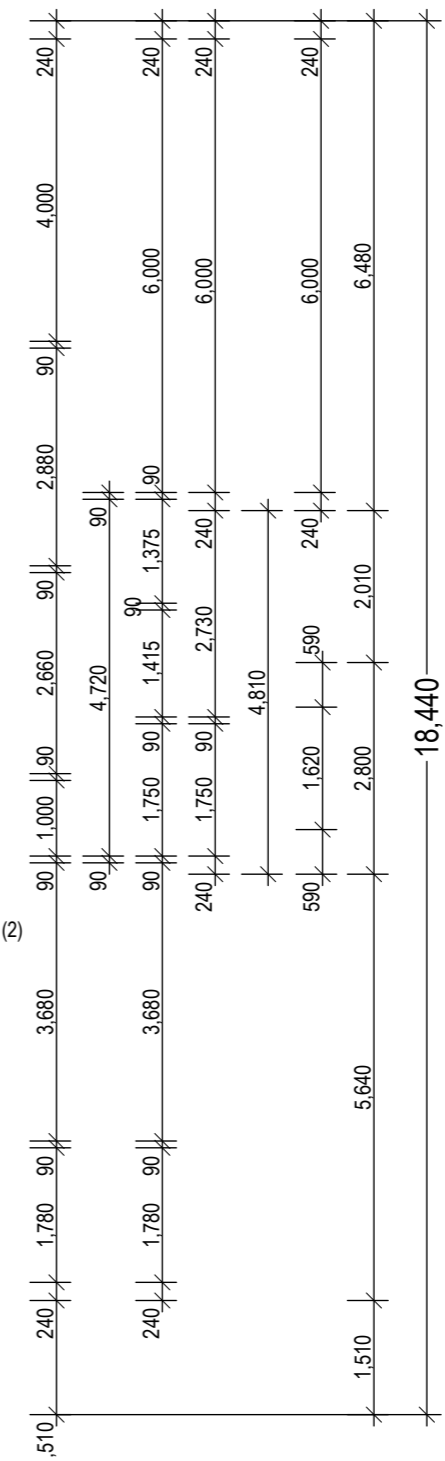
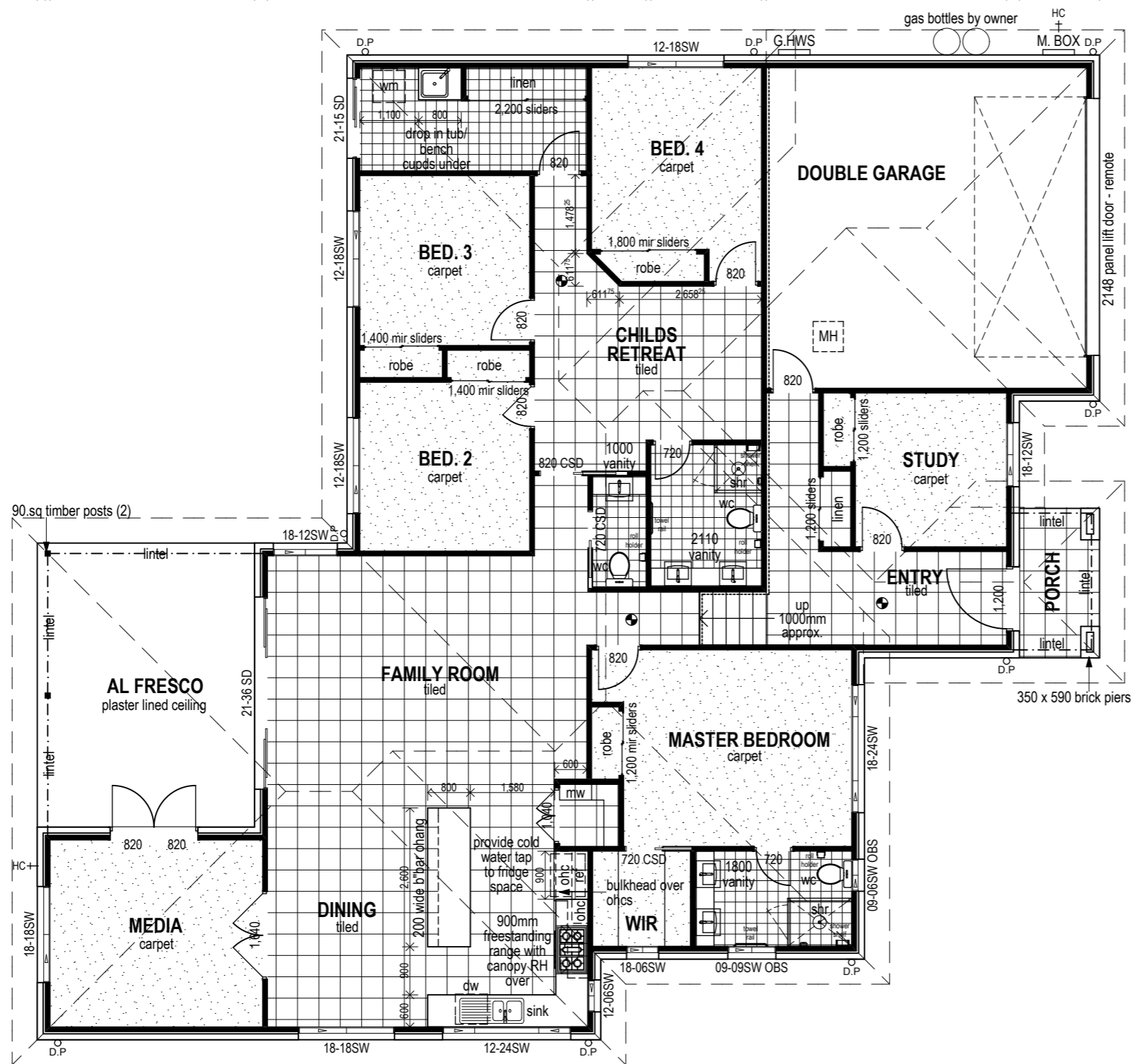
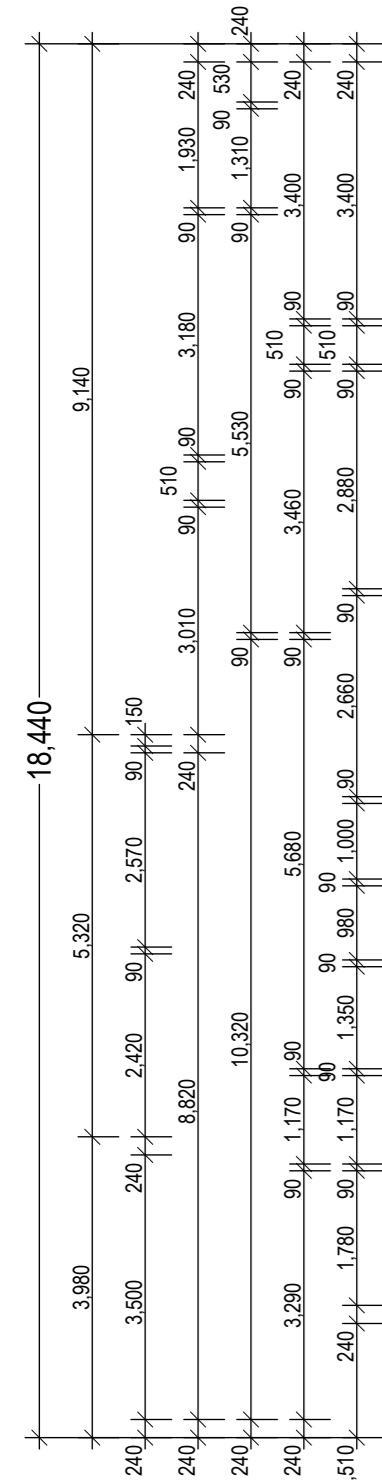

Issue	Date
A	28/09/17

AREAS	
LIVING :	206.3 sq.m
GARAGE :	39.3 sq.m
ALFRESCO :	21.7 sq.m
PORCH :	4.2 sq.m
TOTAL :	271.5 sq.m
	29.22 square

MIAMI 270 SPLIT LEVEL
'PORTICO FACADE'
90mm

Drawing
PRESENTATION
 Scale 1:100 @ A3

NOTE :
450mm EAVE UNO.



FLOOR PLAN

SCALE 1:100

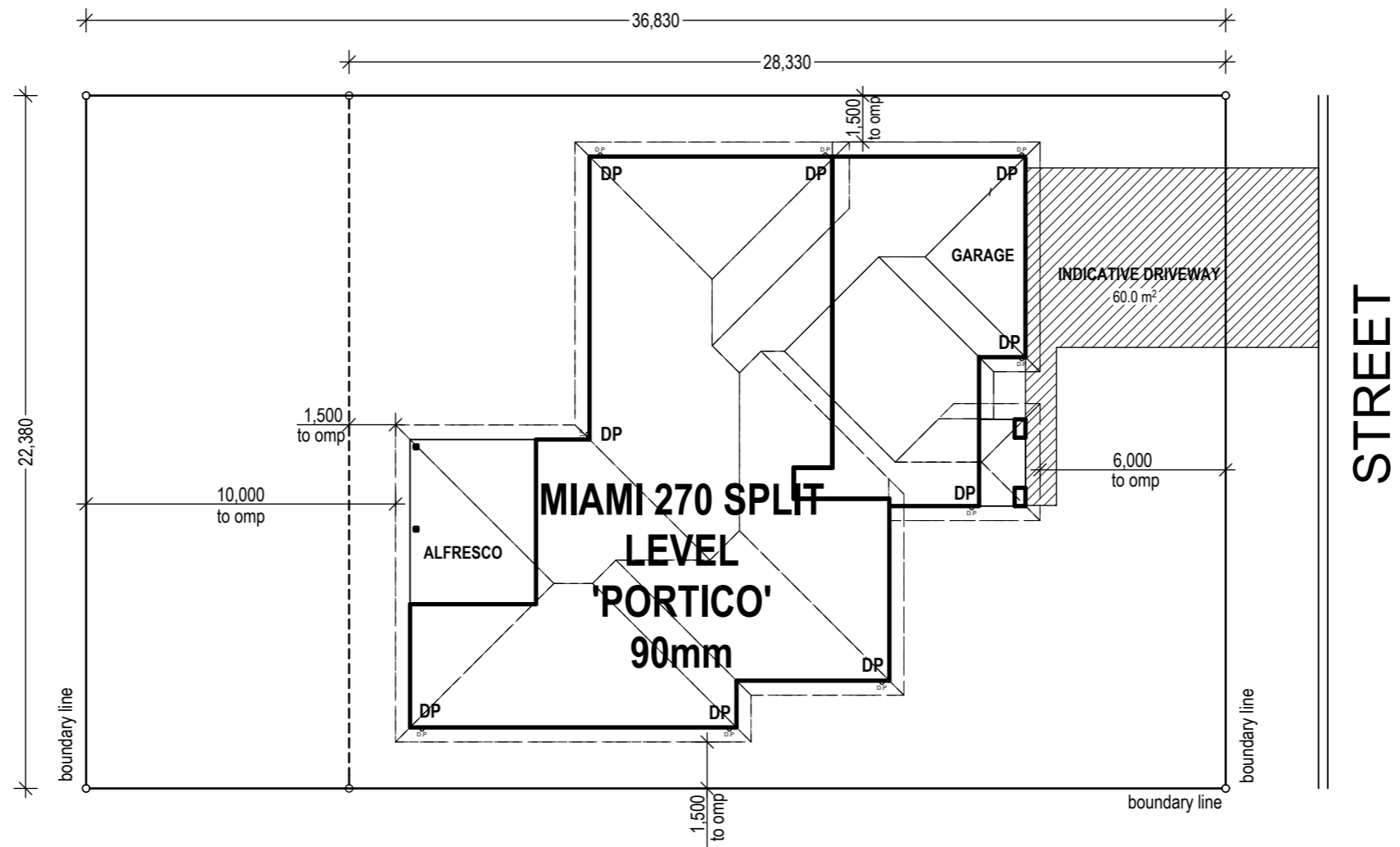


2015 © THESE PLANS ARE COPYRIGHT, MUST NOT BE REPRODUCED WITHOUT WRITTEN AUTHORISATION & REMAIN THE SOLE PROPERTY OF STROUD HOMES PTY LTD.

STROUD HOMES	Issue	Date
	A	28/09/17
P : 1800 STROUD		
W : stroudhomes.com.au		

MIAMI 270 SPLIT LEVEL 'PORTICO FACADE' 90mm

AREAS		Drawing
LIVING :	206.3 sq.m	FLOOR PLAN
GARAGE :	39.3 sq.m	
ALFRESCO :	21.7 sq.m	
PORCH :	4.2 sq.m	
TOTAL :	271.5 sq.m	Scale
	29.22 square	1:100@A3



STROUD HOMES
P : 1800 STROUD
W : stroudhomes.com.au

2015 © THESE PLANS ARE COPYRIGHT, MUST NOT BE REPRODUCED WITHOUT WRITTEN AUTHORISATION & REMAIN THE SOLE PROPERTY OF STROUD HOMES PTY LTD.

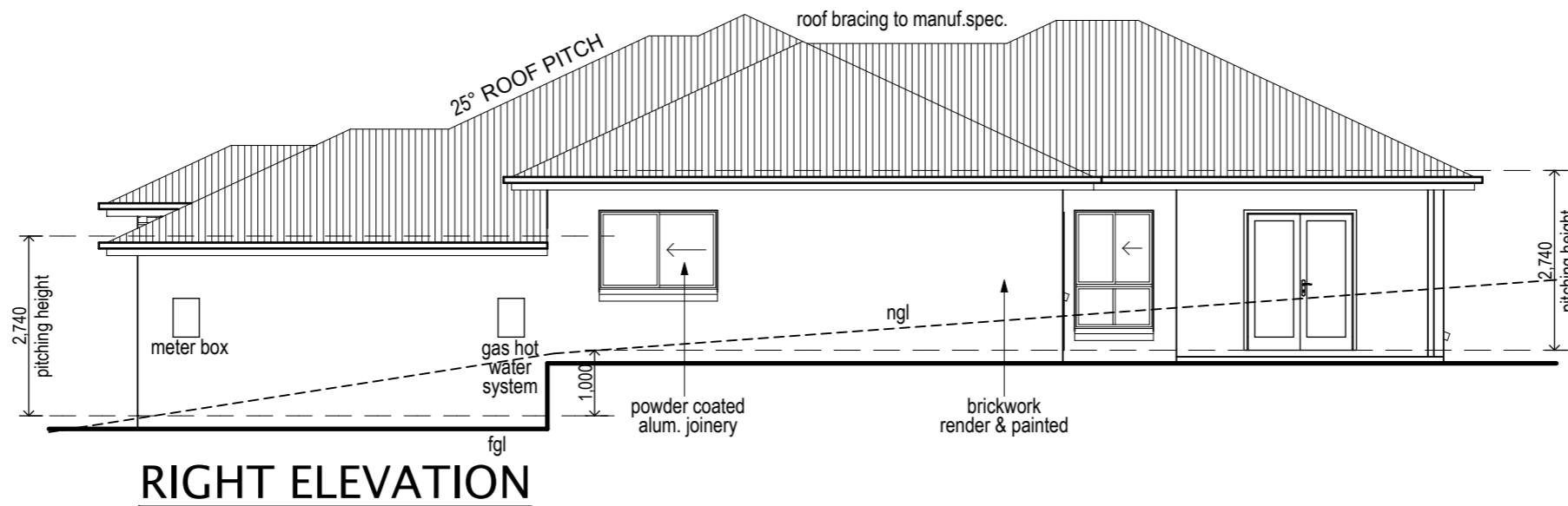
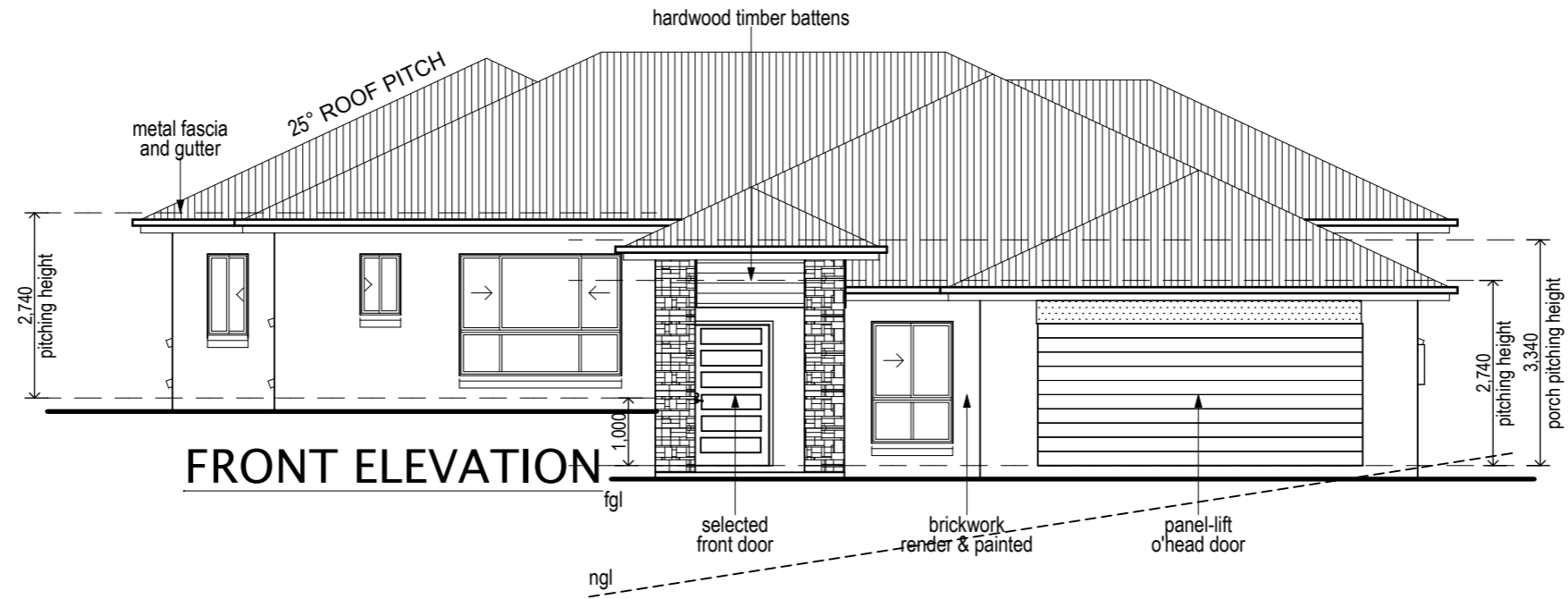
Issue	Date
A	28/09/17

AREAS	
LIVING :	206.3 sq.m
GARAGE :	39.3 sq.m
ALFRESCO :	21.7 sq.m
PORCH :	4.2 sq.m
TOTAL :	271.5 sq.m
	29.22 square

MIAMI 270 SPLIT LEVEL
'PORTICO FACADE'
90mm

Drawing
SITE FOOTPRINT
 Scale
 1:200 @ A3

NOTE :
450mm EAVE UNO.



STROUD HOMES
P : 1800 STROUD
W : stroudhomes.com.au

2015 © THESE PLANS ARE COPYRIGHT, MUST NOT BE REPRODUCED WITHOUT WRITTEN AUTHORISATION & REMAIN THE SOLE PROPERTY OF STROUD HOMES PTY LTD.

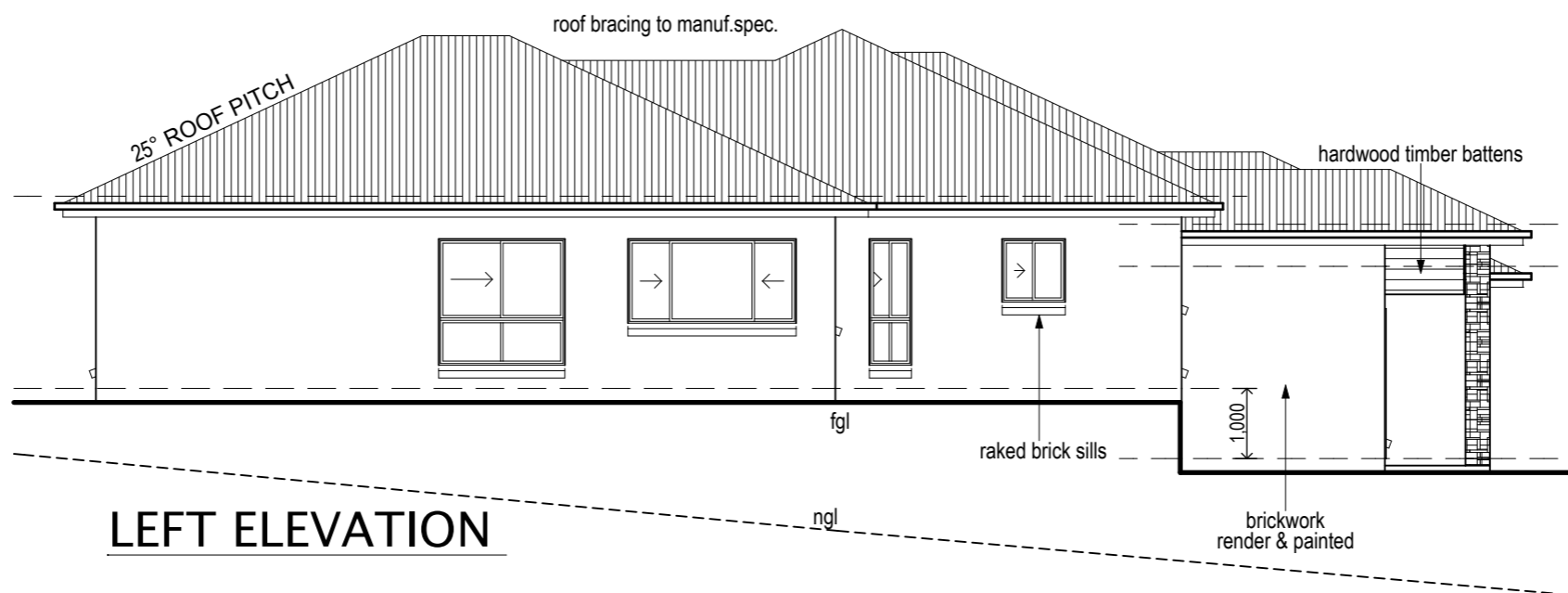
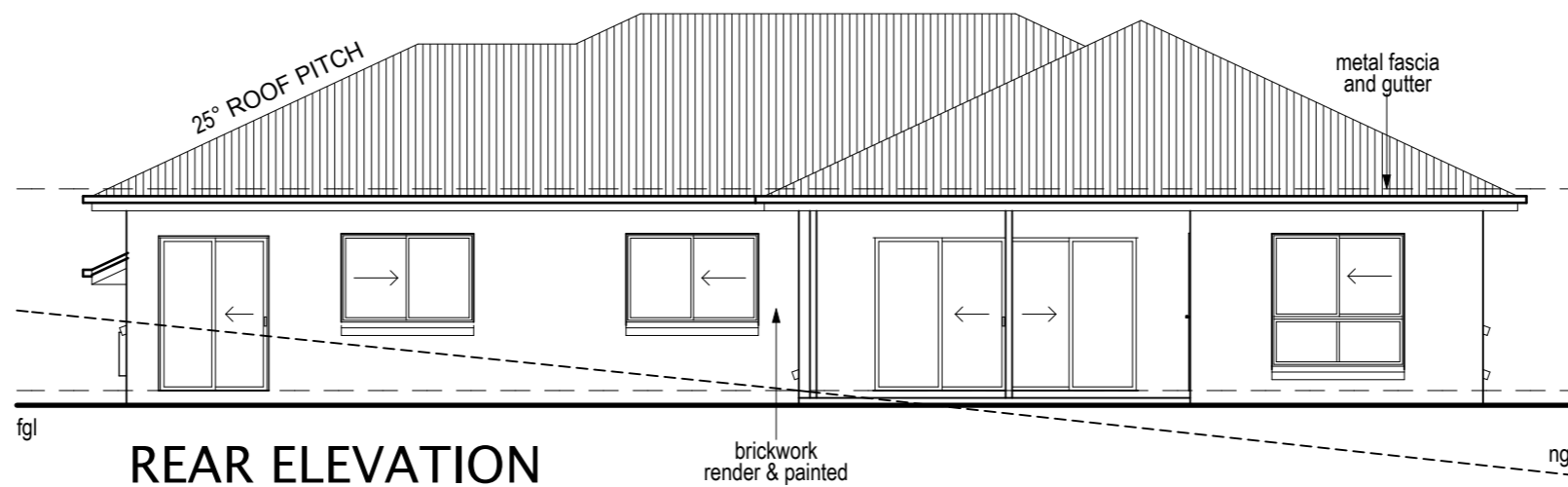
Issue	Date
A	28/09/17

AREAS	
LIVING :	206.3 sq.m
GARAGE :	39.3 sq.m
ALFRESCO :	21.7 sq.m
PORCH :	4.2 sq.m
TOTAL :	271.5 sq.m
	29.22 square

**MIAMI 270 SPLIT LEVEL
'PORTICO FACADE'
90mm**

Drawing
ELEVATIONS
Scale
1:100 @ A3

NOTE :
450mm EAVE UNO.



STROUD HOMES
P : 1800 STROUD
W : stroudhomes.com.au

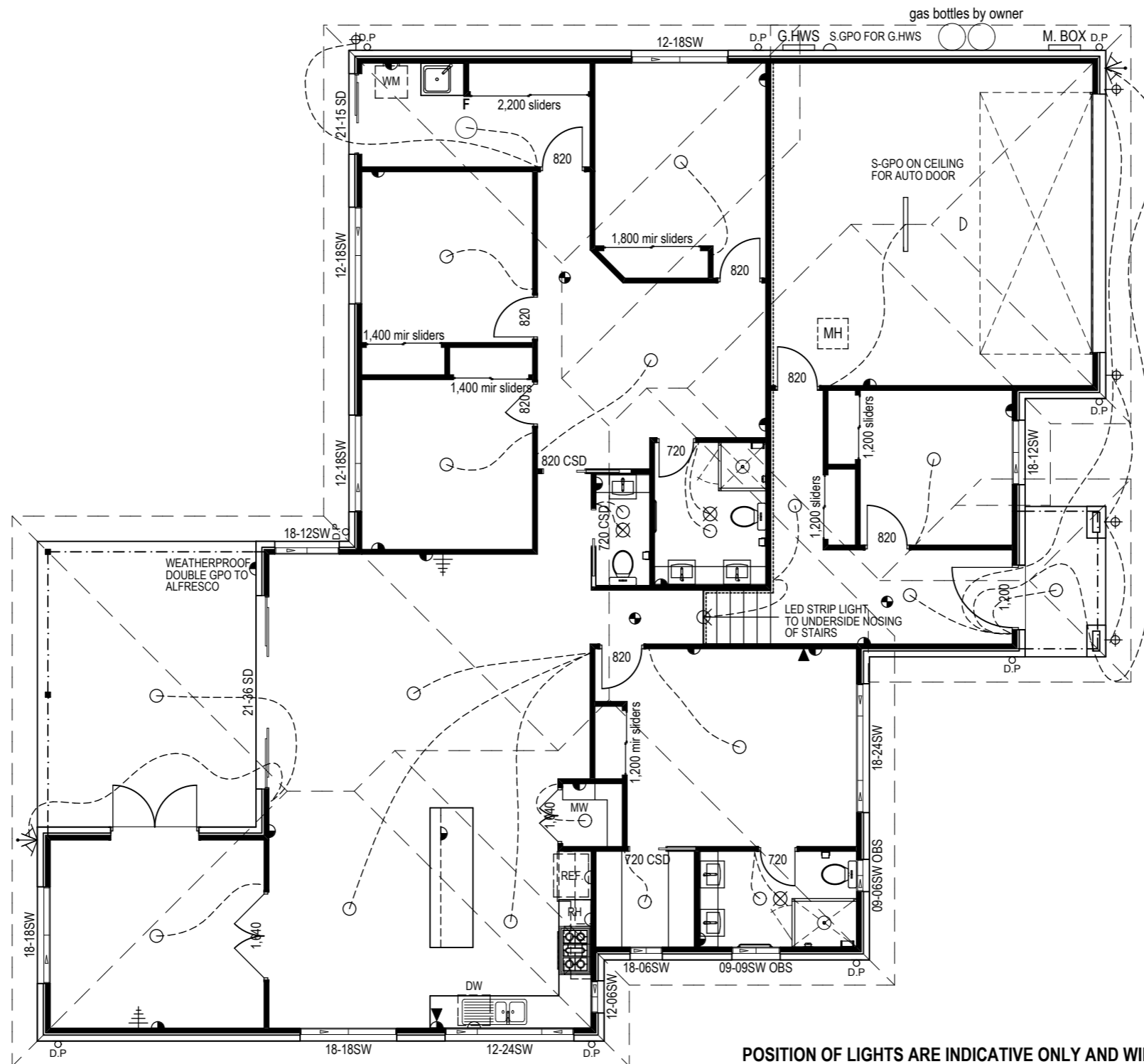
2015 © THESE PLANS ARE COPYRIGHT, MUST NOT BE REPRODUCED WITHOUT WRITTEN AUTHORISATION & REMAIN THE SOLE PROPERTY OF STROUD HOMES PTY LTD.

Issue	Date
A	28/09/17

AREAS	
LIVING :	206.3 sq.m
GARAGE :	39.3 sq.m
ALFRESCO :	21.7 sq.m
PORCH :	4.2 sq.m
TOTAL :	271.5 sq.m
	29.22 square

**MIAMI 270 SPLIT LEVEL
'PORTICO FACADE'
90mm**

Drawing
ELEVATIONS
Scale
1:100 @ A3



ELECTRICAL LEGEND		
CODE	TYPE	COUNT
⊖	SINGLE POWER POINT (GPO)	5
⊖	DOUBLE POWER POINT (GPO)	20
○	CEILING LIGHT POINT	20
●	100mm DOWN LIGHT POINT	0
●	LED DOWN LIGHT POINT	0
⊖	CEILING CIRC FLURO LIGH POINT	1
○	OYSTER LIGHT 300 - 400	0
⊖	SMOKE DETECTOR	3
⊖	WALL LIGHT POINT	5
⊖	PHONE POINT	2
⊖	TV POINT	2
⊖	CEILING EXHAUST FAN	3
⊖	2 HEATER LIGHT FAN	0
⊖	4 HEATHER LIGHT FAN	0
⊖	SINGLE STRIP FLUORO	0
⊖	DOUBLE STRIP FLUORO	1
⊖	BUNKER LIGHT	0
⊖	PARA FLOOD LIGHT	0
⊖	SENSOR LIGHT UNIT	2
⊖	DAZ WALL LIGHT	0
⊖	DATA POINT	0
⊖	CEILING FAN	0
⊖	CEILING FAN LIGHT	0

- LIGHT SWITCHES AT 1150mm ABOVE FL
 - WALL MOUNTED LIGHTS AT 1800 ABOVE FL
 - POWER OUTLETS AT 300mm ABOVE FL (EXCEPT FOR THE FOLLOWING)
 1500 - REFRIGERATOR (REF) 1000 - VANITIES
 1800 - MICROWAVE (MW) 1000 - LAUNDRY BENCH
 1800 - RANGEHOOD (RH) 1500 - WASHING MACHINE
 1100 - KITCHEN BENCH 600 - DISHWASHER (DW)
 1000 - GARAGE DGPO

STANDARD INCLUSION
 1 x DOUBLE POWER POINT WITH USB CHARGER

POSITION OF LIGHTS ARE INDICATIVE ONLY AND WILL BE CONFIRMED BY THE ELECTRICIAN ON SITE

ELECTRICAL PLAN

SCALE 1:100



STROUD HOMES
 P : 1800 STROUD
 W : stroudhomes.com.au

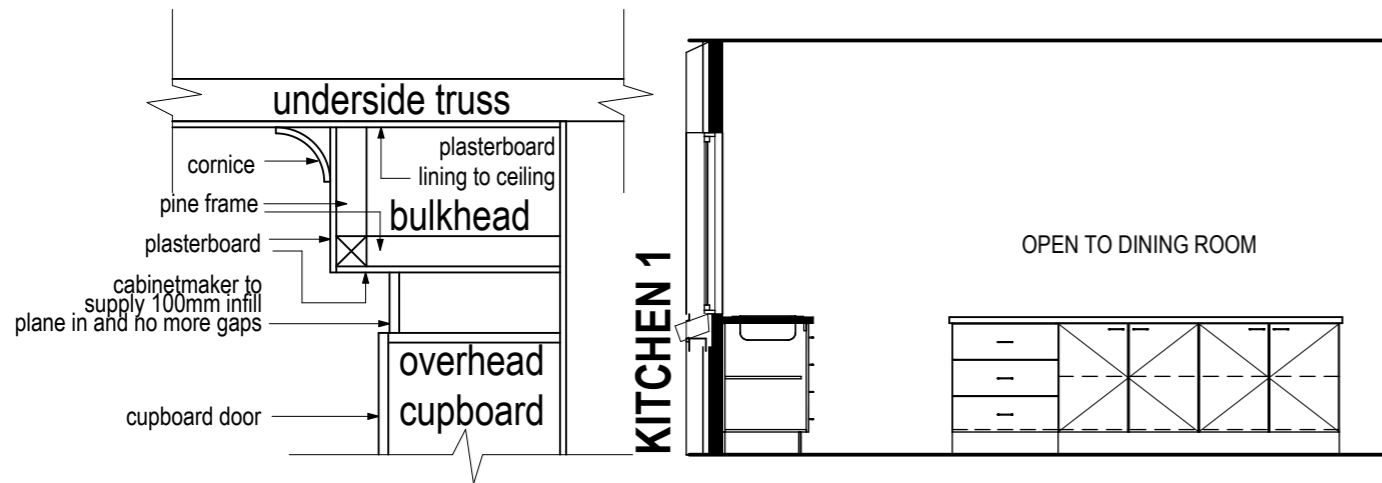
2015 © THESE PLANS ARE COPYRIGHT, MUST NOT BE REPRODUCED WITHOUT WRITTEN AUTHORISATION & REMAIN THE SOLE PROPERTY OF STROUD HOMES PTY LTD.

Issue	Date
A	28/09/17

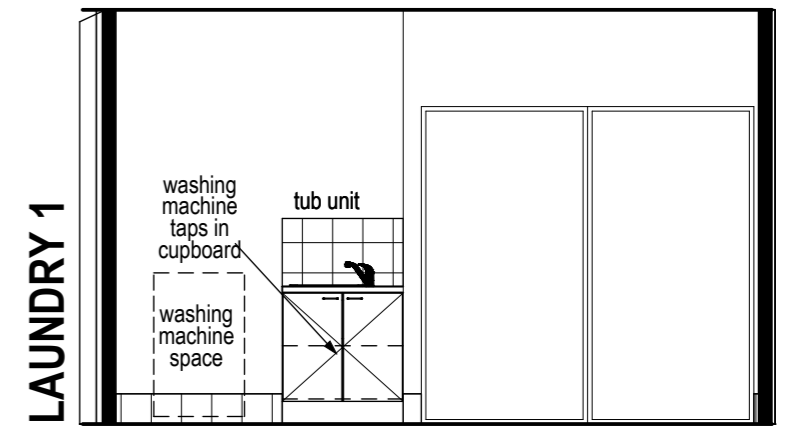
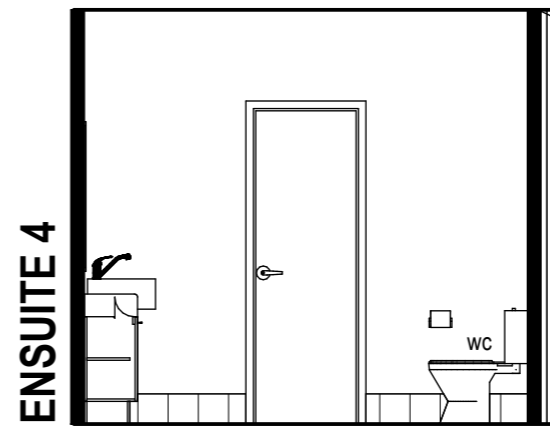
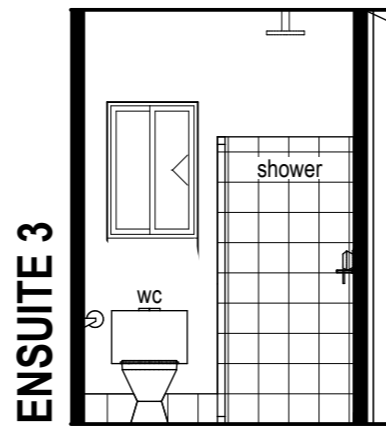
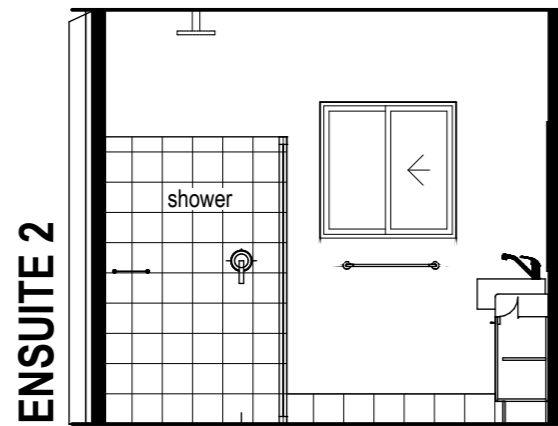
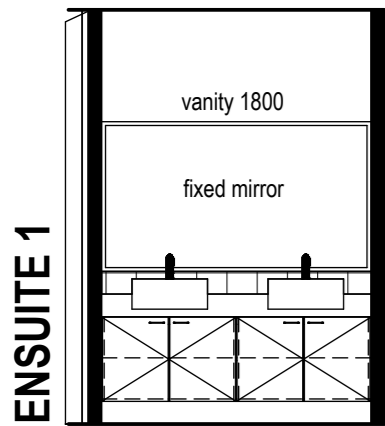
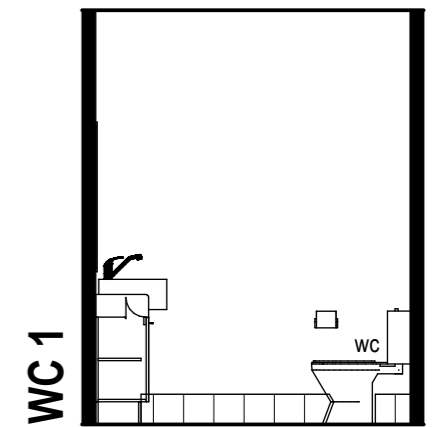
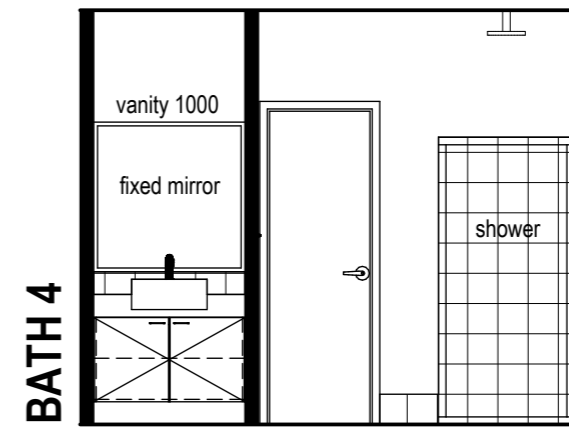
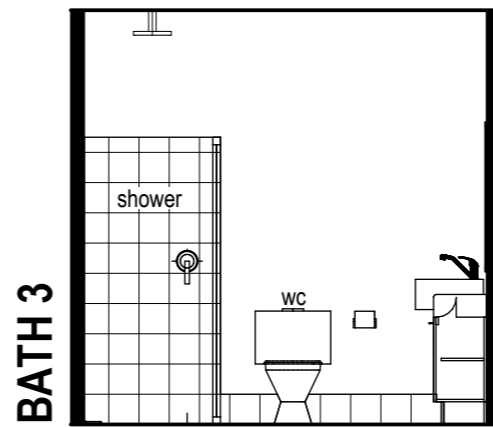
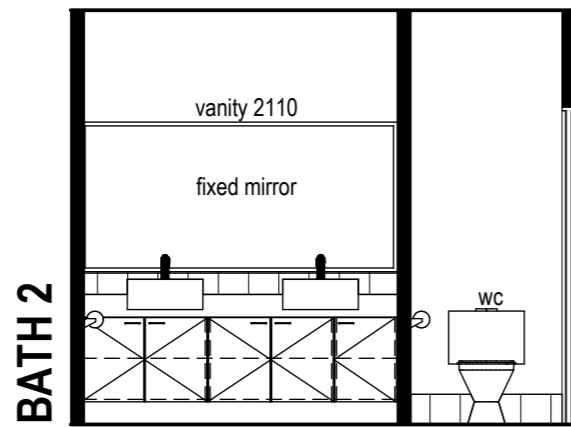
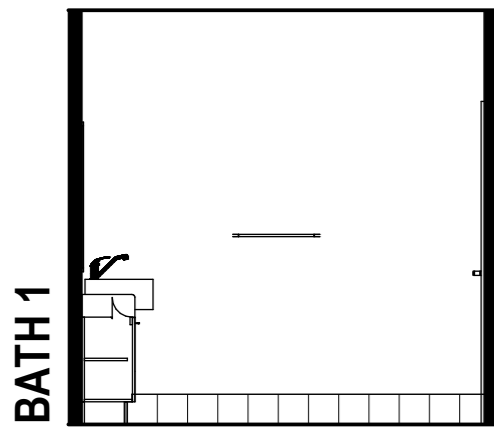
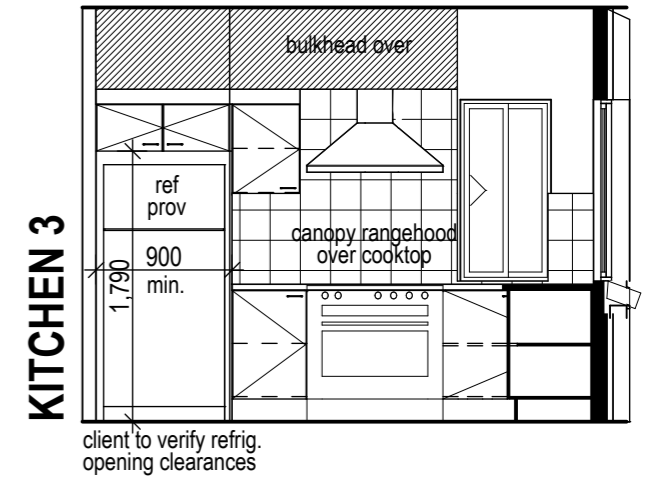
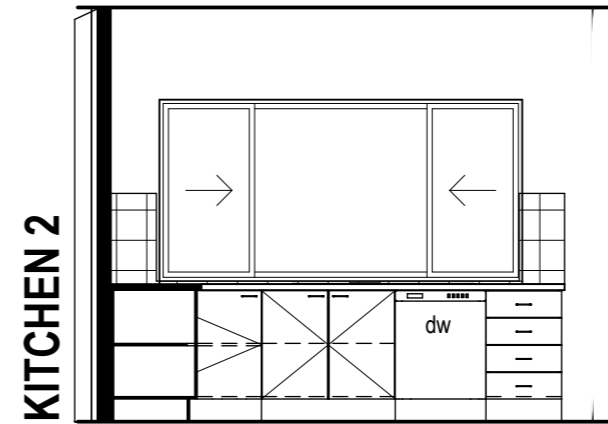
AREAS	
LIVING :	206.3 sq.m
GARAGE :	39.3 sq.m
ALFRESCO :	21.7 sq.m
PORCH :	4.2 sq.m
TOTAL :	271.5 sq.m
	29.22 square

MIAMI 270 SPLIT LEVEL
'PORTICO FACADE'
90mm

Drawing
ELECTRICAL
 Scale
 1:100 @ A3



KITCHEN BULKHEAD DETAIL
SCALE : N.T.S.



STROUD HOMES
P : 1800 STROUD
W : stroudhomes.com.au

2015 © THESE PLANS ARE COPYRIGHT, MUST NOT BE REPRODUCED WITHOUT WRITTEN AUTHORISATION & REMAIN THE SOLE PROPERTY OF STROUD HOMES PTY LTD.

Issue	Date
A	28/09/17

AREAS	
LIVING :	206.3 sq.m
GARAGE :	39.3 sq.m
ALFRESCO :	21.7 sq.m
PORCH :	4.2 sq.m
TOTAL :	271.5 sq.m
	29.22 square

MIAMI 270 SPLIT LEVEL
'PORTICO FACADE'
90mm

Drawing
INTERNAL ELEVATIONS
Scale 1:50 @ A3



SEAVIEW 278 SLOPED BLOCK - COAST FAÇADE (90mm)

2.7m
CEILINGS

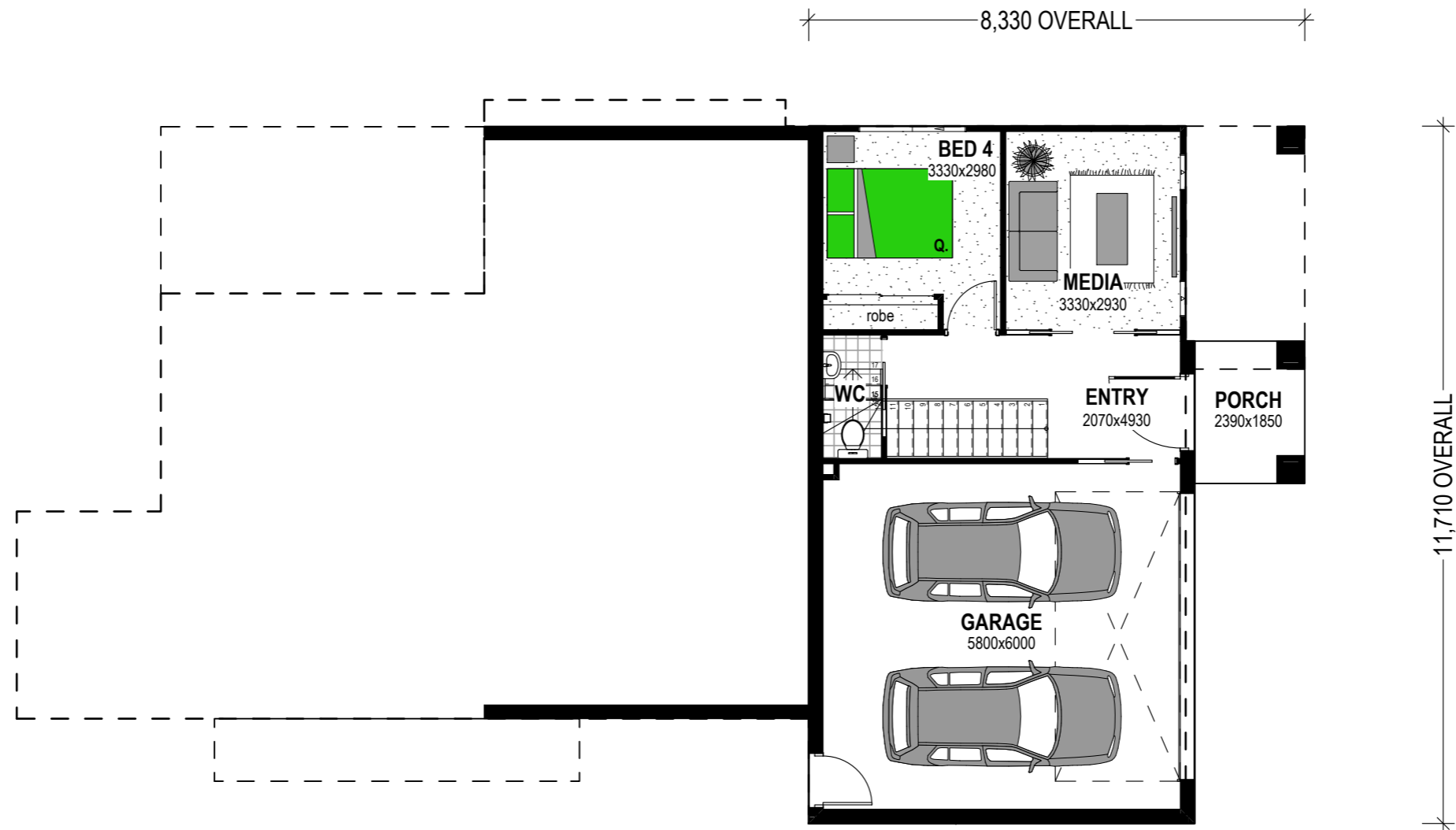
CHILD'S
RETREAT

MEDIA
ROOM

FLOOR AREA	
Upper Living	175.56m ²
Living	35.88m ²
Garage	38.77m ²
Porch	4.88m ²
Alfresco	15.20m ²
Balcony	7.74m ²
TOTAL:	(29.91sqsq) 278.03m²

HOUSE SIZE	
Width	12.00m
Depth	21.63m
TYPICAL FRONTAGE	15.00m+

LEGEND:
 FULLY OR PARTIALLY SHADED GREY OR GREEN OBJECTS ARE FURNITURE ITEMS
 SHOWING INDICATIVE ROOM CONFIGURATIONS AND ARE NOT INCLUDED BY STROUD HOMES



2.7m
CEILINGS

CHILD'S RETREAT

MEDIA ROOM



STROUD HOMES
 P : 1800 STROUD
 W : stroudhomes.com.au

2020 © THESE PLANS ARE COPYRIGHT, MUST NOT BE REPRODUCED WITHOUT WRITTEN AUTHORISATION & REMAIN THE SOLE PROPERTY OF STROUD HOMES PTY LTD.

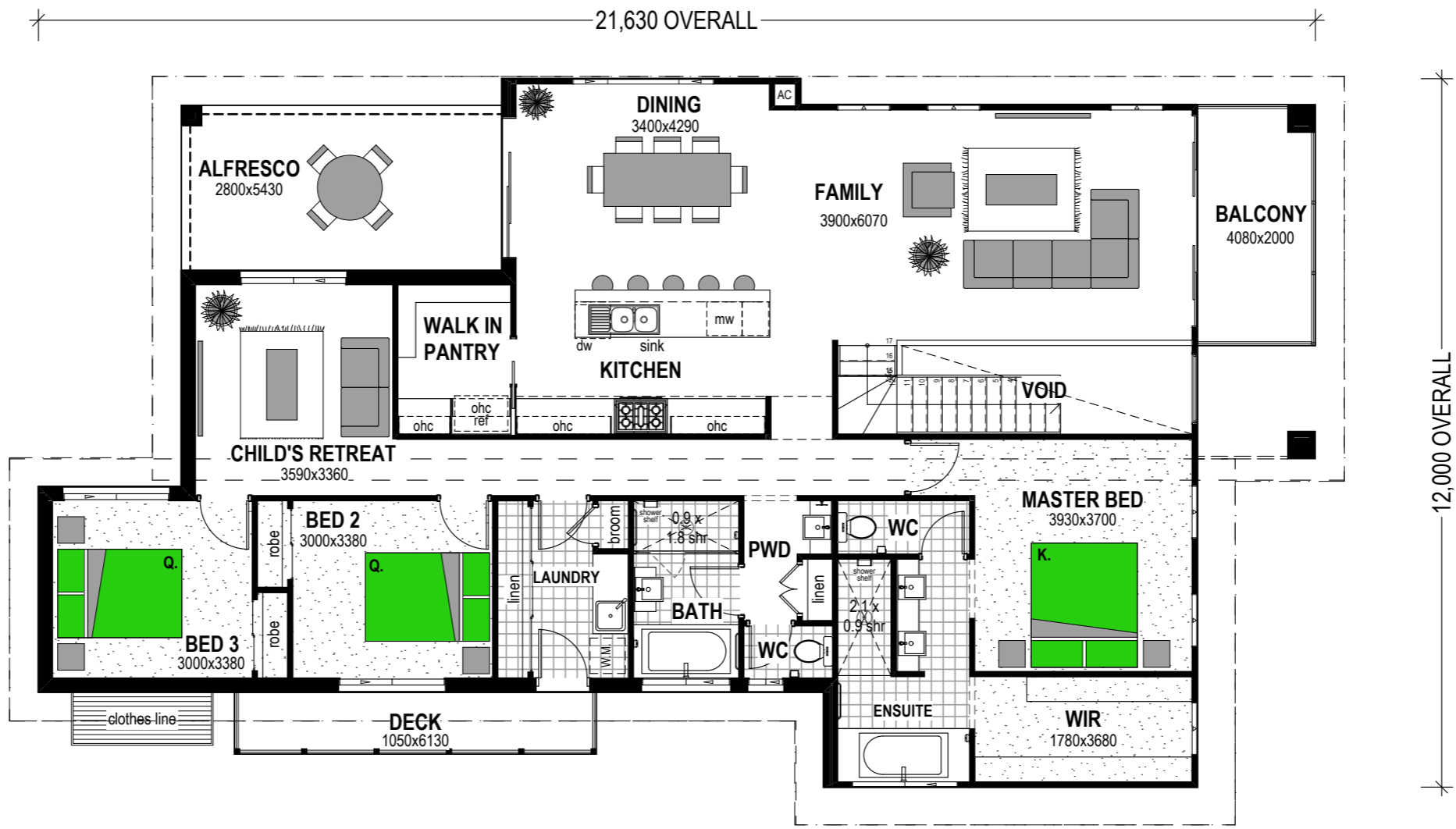
Issue	Date
A	29/02/20
B	02/03/20

AREAS	
LIVING	175.56 sq.m
LIVING	35.88 sq.m
GARAGE	38.77 sq.m
PORCH	4.88 sq.m
ALFRESCO	15.20 sq.m
BALCONY	7.74 sq.m
TOTAL :	278.03 sq.m
	29.91 square

SEAVIEW 278
'COAST FACADE
90mm VIC'

Drawing
PRESENTATION
 Scale 1:100 @ A3

LEGEND:
 FULLY OR PARTIALLY SHADED GREY OR GREEN OBJECTS ARE FURNITURE ITEMS SHOWING INDICATIVE ROOM CONFIGURATIONS AND ARE NOT INCLUDED BY STROUD HOMES



STROUD HOMES
 P : 1800 STROUD
 W : stroudhomes.com.au

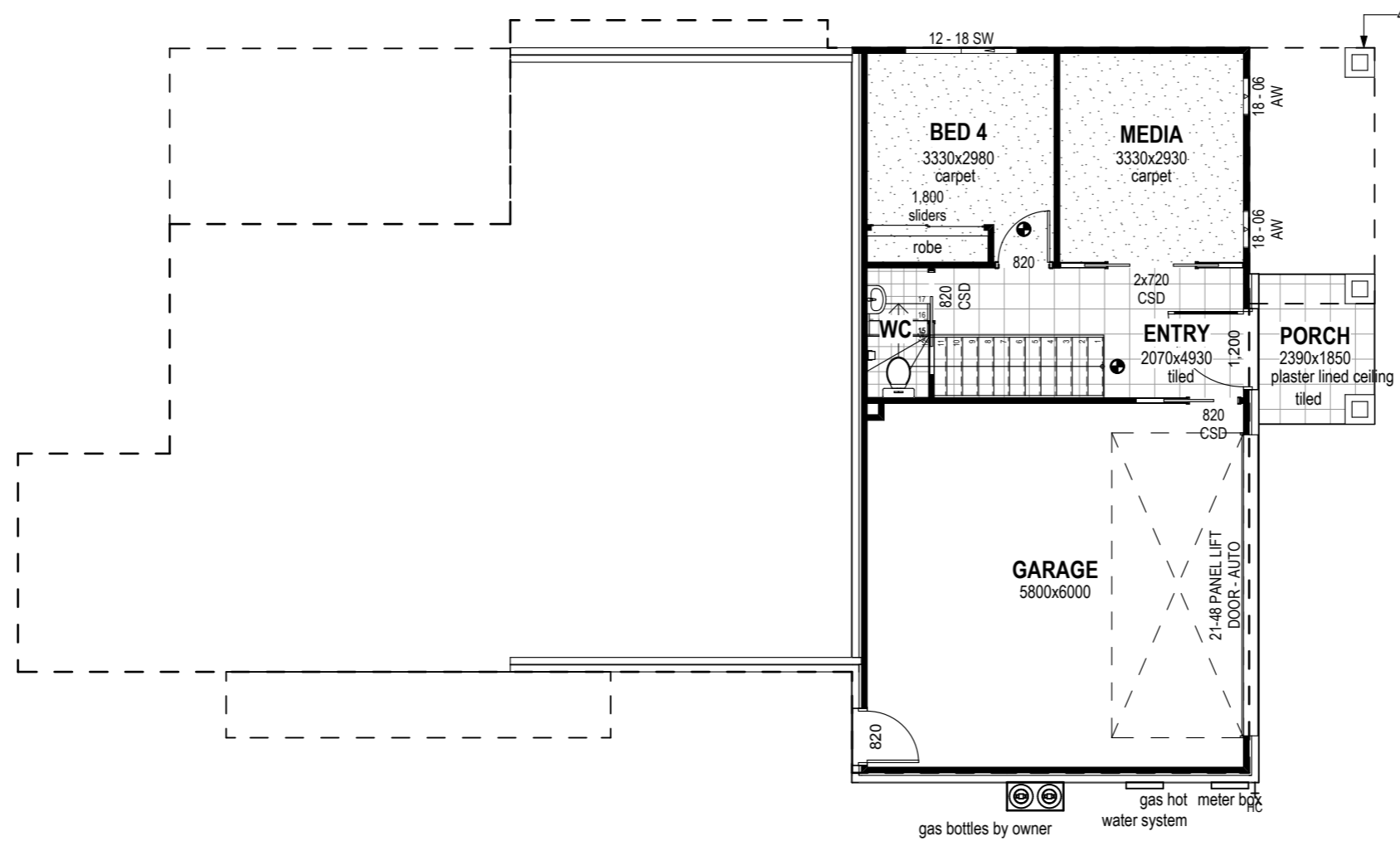

2020 © THESE PLANS ARE COPYRIGHT, MUST NOT BE REPRODUCED WITHOUT WRITTEN AUTHORISATION & REMAIN THE SOLE PROPERTY OF STROUD HOMES PTY LTD.

Issue	Date
A	29/02/20
B	02/03/20


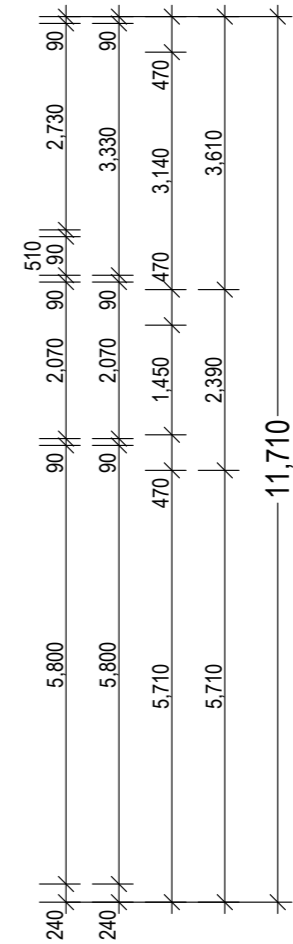
AREAS	
LIVING	175.56 sq.m
LIVING	35.88 sq.m
GARAGE	38.77 sq.m
PORCH	4.88 sq.m
ALFRESCO	15.20 sq.m
BALCONY	7.74 sq.m
TOTAL :	278.03 sq.m
	29.91 square

SEAVIEW 278
'COAST FACADE
90mm VIC'

Drawing
PRESENTATION
UPPER
 Scale 1:100 @ A3



470.sq brick piers - 3



STROUD HOMES
P : 1800 STROUD
W : stroudhomes.com.au

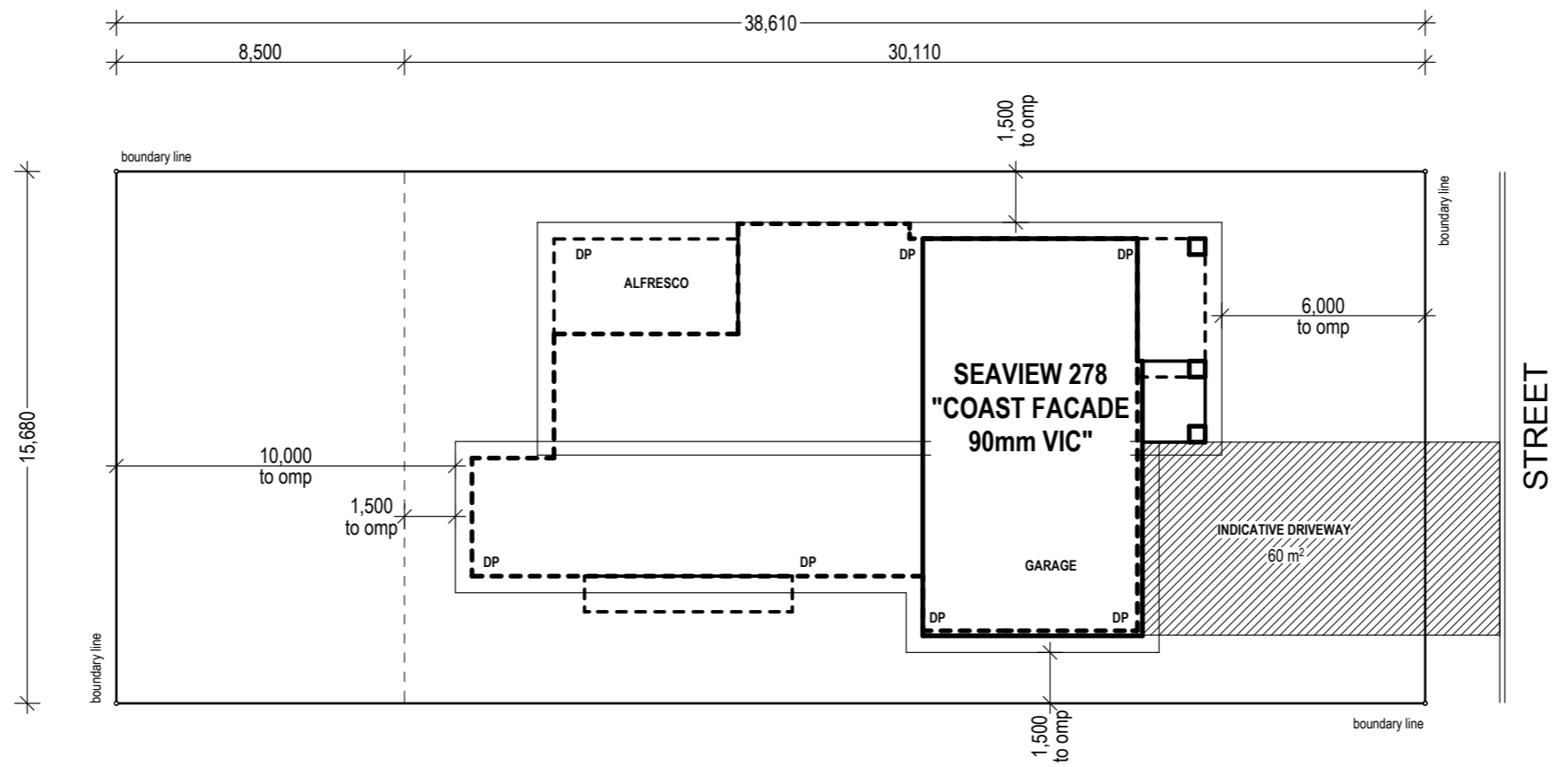
2020 © THESE PLANS ARE COPYRIGHT, MUST NOT BE REPRODUCED WITHOUT WRITTEN AUTHORISATION & REMAIN THE SOLE PROPERTY OF STROUD HOMES PTY LTD.

Issue	Date
A	29/02/20
B	02/03/20

AREAS	
LIVING	175.56 sq.m
LIVING	35.88 sq.m
GARAGE	38.77 sq.m
PORCH	4.88 sq.m
ALFRESCO	15.20 sq.m
BALCONY	7.74 sq.m
TOTAL :	278.03 sq.m
	29.91 square

**SEAVIEW 278
'COAST FACADE
90mm VIC'**

Drawing
FLOOR PLAN
Scale 1:100 @ A3



STROUD HOMES
P : 1800 STROUD
W : stroudhomes.com.au

2020 © THESE PLANS ARE COPYRIGHT, MUST NOT BE REPRODUCED WITHOUT WRITTEN AUTHORISATION & REMAIN THE SOLE PROPERTY OF STROUD HOMES PTY LTD.

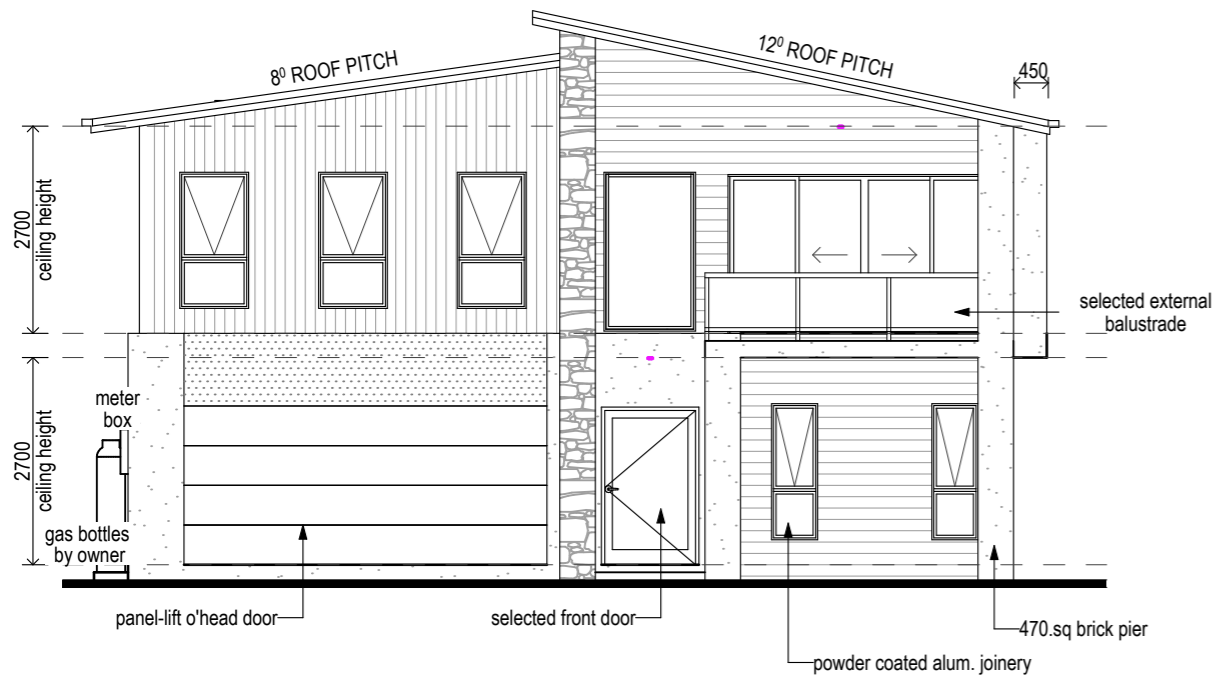
Issue	Date
A	29/02/20
B	02/03/20

AREAS	
LIVING	175.56 sq.m
LIVING	35.88 sq.m
GARAGE	38.77 sq.m
PORCH	4.88 sq.m
ALFRESCO	15.20 sq.m
BALCONY	7.74 sq.m
TOTAL :	278.03 sq.m
	29.91 square

SEAVIEW 278
'COAST FACADE
90mm VIC'

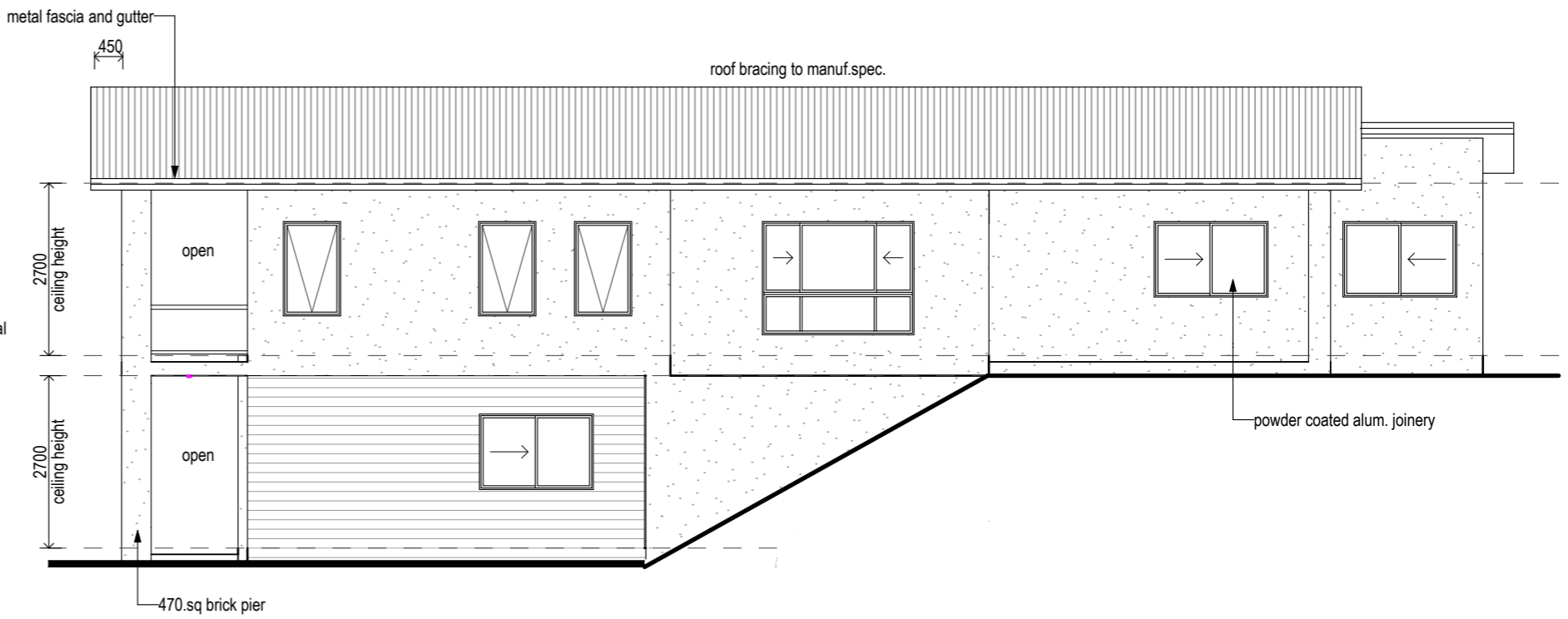
Drawing
SITE PLAN
 Scale 1:200 @ A3

NOTE :
450mm EAVE UNO.



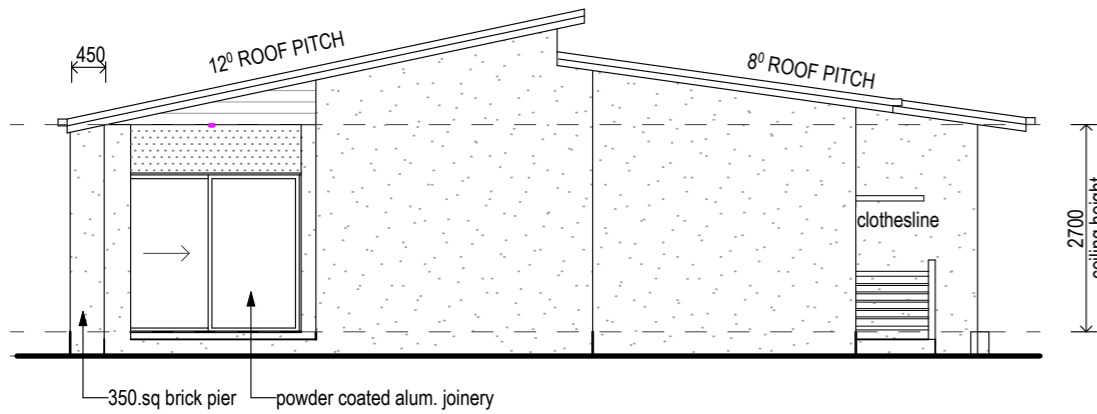
FRONT ELEVATION

Scale 1:100



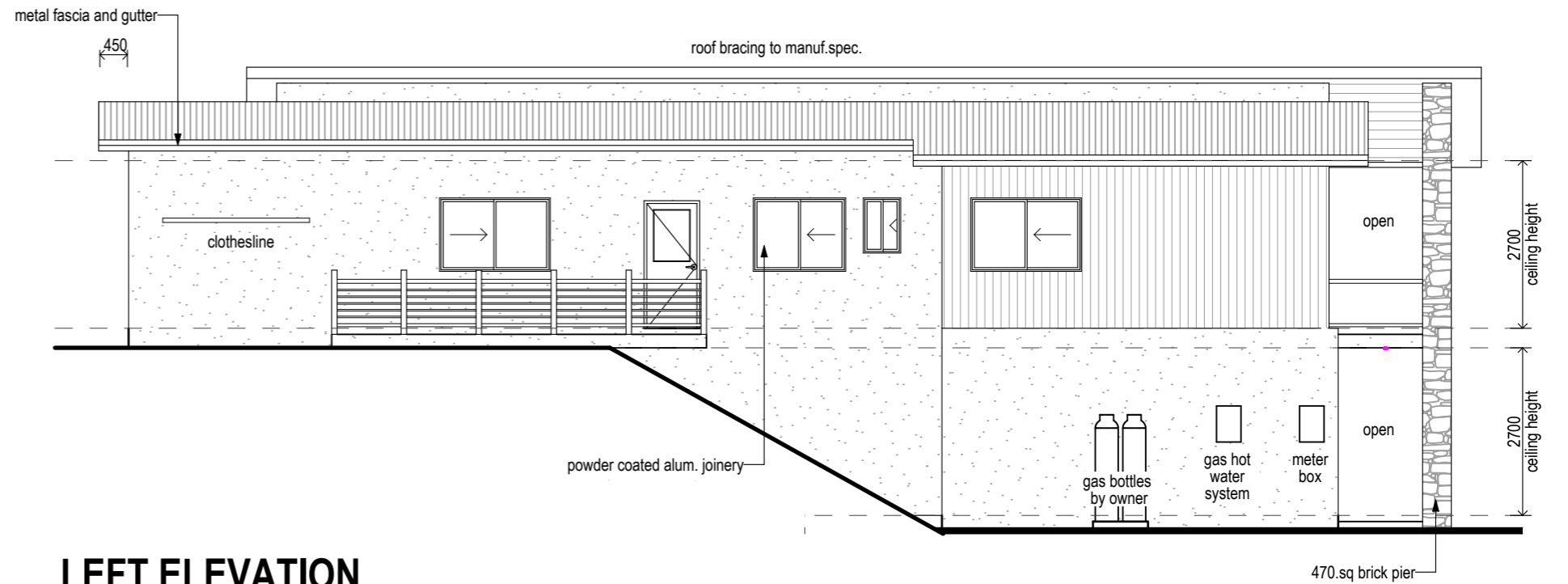
RIGHT ELEVATION

Scale 1:100



REAR ELEVATION

Scale 1:100



LEFT ELEVATION

Scale 1:100



STROUD HOMES

P : 1800 STROUD

W : stroudhomes.com.au

2020 © THESE PLANS ARE COPYRIGHT, MUST NOT BE REPRODUCED WITHOUT WRITTEN AUTHORISATION & REMAIN THE SOLE PROPERTY OF STROUD HOMES PTY LTD.

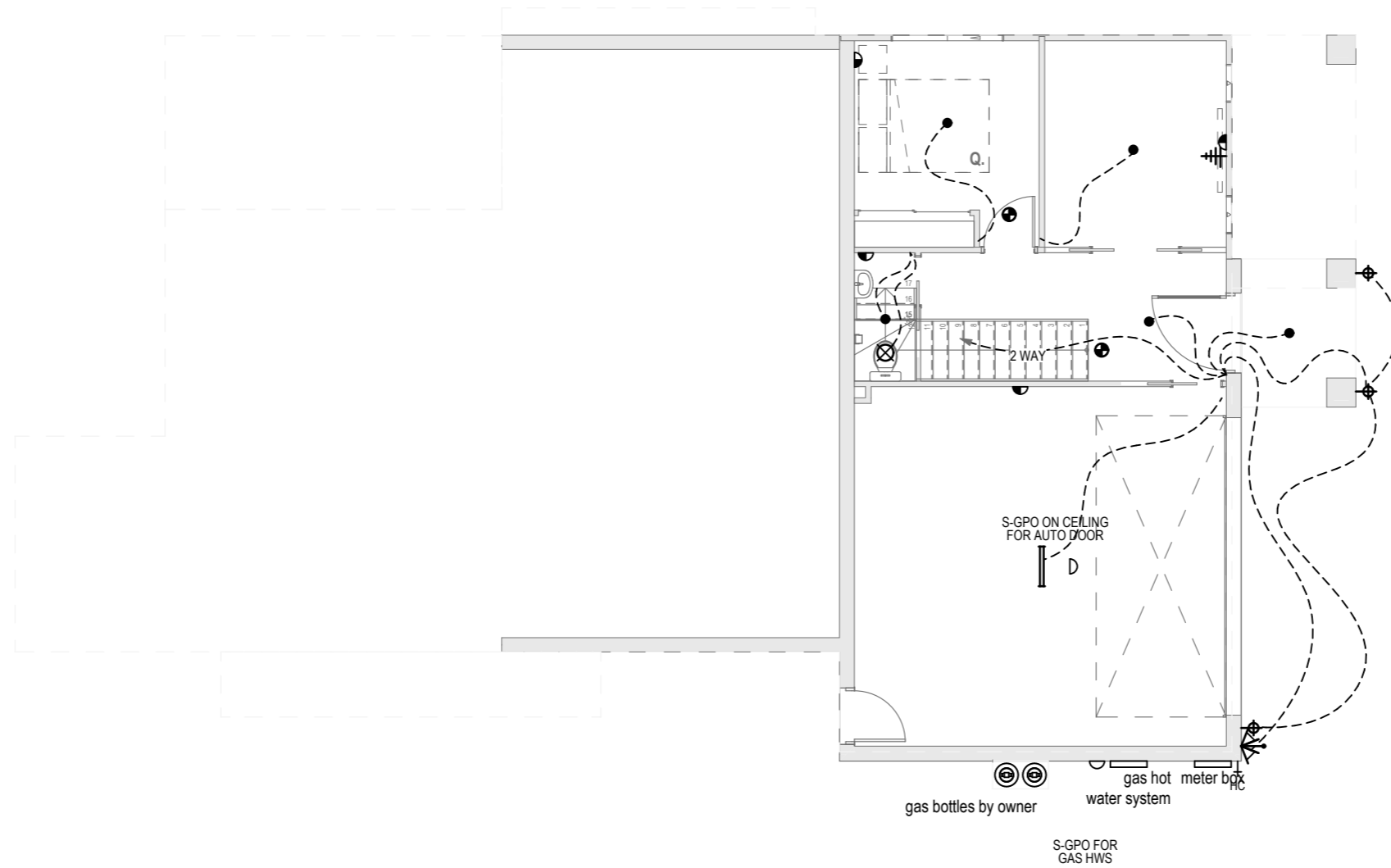
Issue	Date
A	29/02/20
B	02/03/20

AREAS	
LIVING	175.56 sq.m
LIVING	35.88 sq.m
GARAGE	38.77 sq.m
PORCH	4.88 sq.m
ALFRESCO	15.20 sq.m
BALCONY	7.74 sq.m
TOTAL :	278.03 sq.m
	29.91 square

SEAVIEW 278
'COAST FACADE
90mm VIC'

Drawing
ELEVATIONS

Scale
1:100 @ A3



ELECTRICAL LEGEND		
Symbol	Description	No.
	(GPO) DOUBLE POWER POINT	19
	(GPO) DOUBLE POWER POINT - USB	1
	(GPO) SINGLE POWER POINT	6
	DOWNLIGHT	27
	EXHAUST FAN	4
	LIGHT - BUNKER	1
	LIGHT - DOUBLE STRIP FLUORESCENT	1
	LIGHT - WALL MOUNT	3
	LIGHT EXTERNAL - SENSOR UNIT	2
	SMOKE DETECTOR	8
	TELEPHONE POINTS	1
	TELEVISION POINT	3
	TV ANTENNA - LOCATION TO BE CONFIRMED ON SITE	1



STROUD HOMES
 P : 1800 STROUD
 W : stroudhomes.com.au

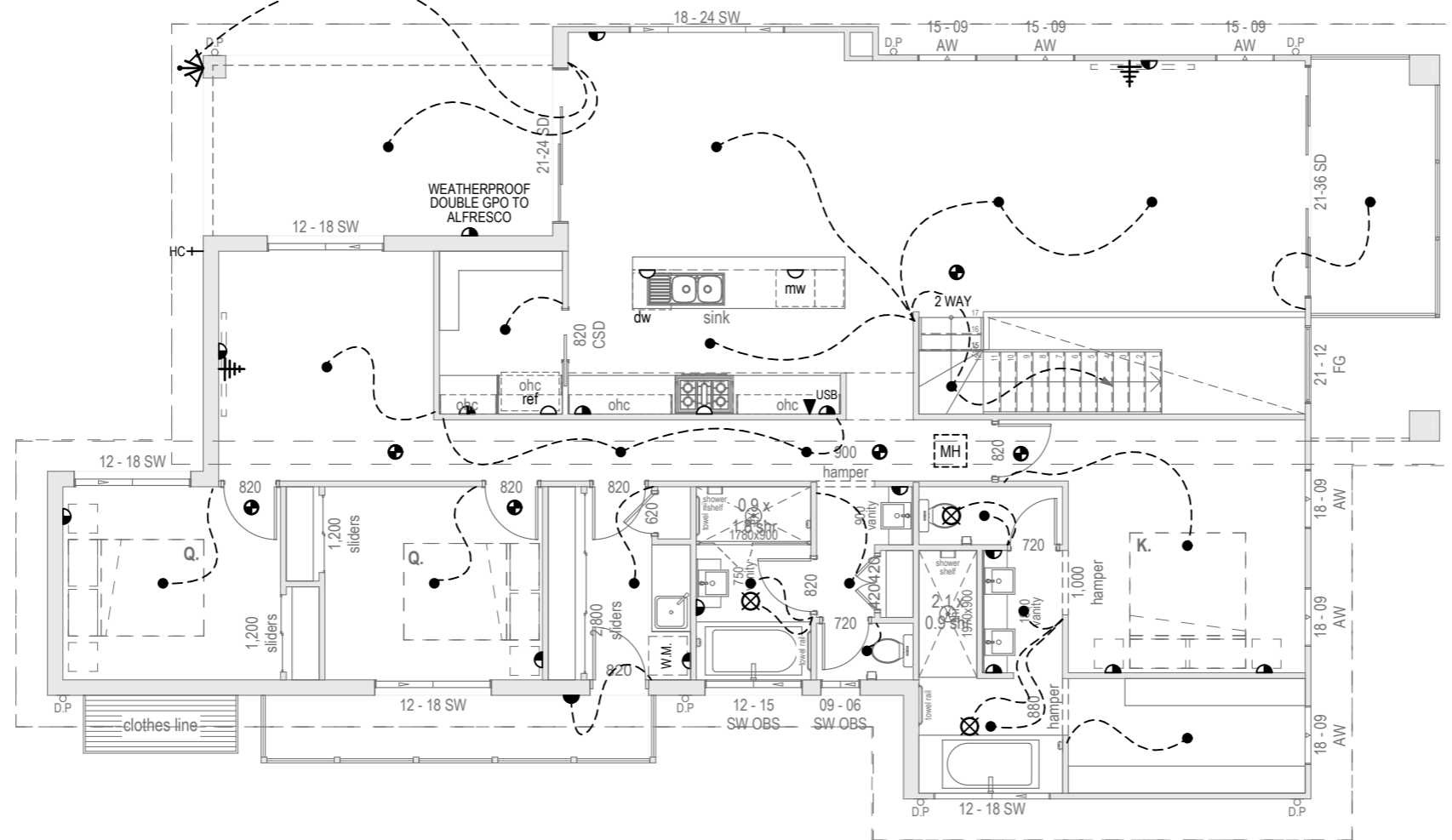
2020 © THESE PLANS ARE COPYRIGHT, MUST NOT BE REPRODUCED WITHOUT WRITTEN AUTHORISATION & REMAIN THE SOLE PROPERTY OF STROUD HOMES PTY LTD.

Issue	Date
A	29/02/20
B	02/03/20

AREAS	
LIVING	175.56 sq.m
LIVING	35.88 sq.m
GARAGE	38.77 sq.m
PORCH	4.88 sq.m
ALFRESCO	15.20 sq.m
BALCONY	7.74 sq.m
TOTAL :	278.03 sq.m
	29.91 square

SEAVIEW 278
'COAST FACADE
90mm VIC'

Drawing
ELECTRICAL
 Scale 1:100 @ A3



ELECTRICAL LEGEND		
Symbol	Description	No.
	(GPO) DOUBLE POWER POINT	19
	(GPO) DOUBLE POWER POINT - USB	1
	(GPO) SINGLE POWER POINT	6
	DOWNLIGHT	27
	EXHAUST FAN	4
	LIGHT - BUNKER	1
	LIGHT - DOUBLE STRIP FLUORESCENT	1
	LIGHT - WALL MOUNT	3
	LIGHT EXTERNAL - SENSOR UNIT	2
	SMOKE DETECTOR	8
	TELEPHONE POINTS	1
	TELEVISION POINT	3
	TV ANTENNA - LOCATION TO BE CONFIRMED ON SITE	1



STROUD HOMES
P : 1800 STROUD
W : stroudhomes.com.au

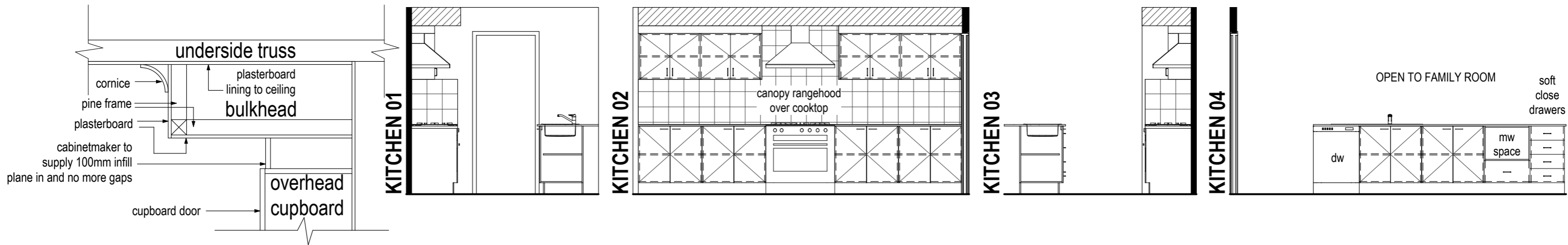
2020 © THESE PLANS ARE COPYRIGHT, MUST NOT BE REPRODUCED WITHOUT WRITTEN AUTHORISATION & REMAIN THE SOLE PROPERTY OF STROUD HOMES PTY LTD.

Issue	Date
A	29/02/20
B	02/03/20

AREAS	
LIVING	175.56 sq.m
LIVING	35.88 sq.m
GARAGE	38.77 sq.m
PORCH	4.88 sq.m
ALFRESCO	15.20 sq.m
BALCONY	7.74 sq.m
TOTAL :	278.03 sq.m
	29.91 square

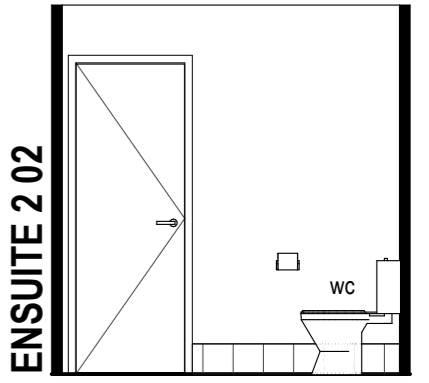
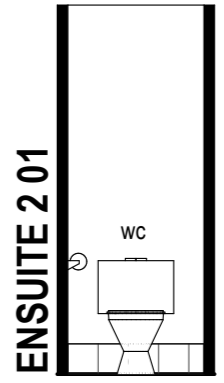
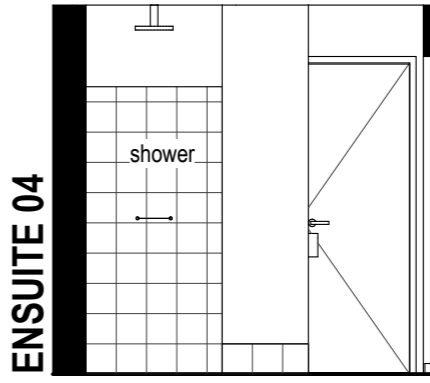
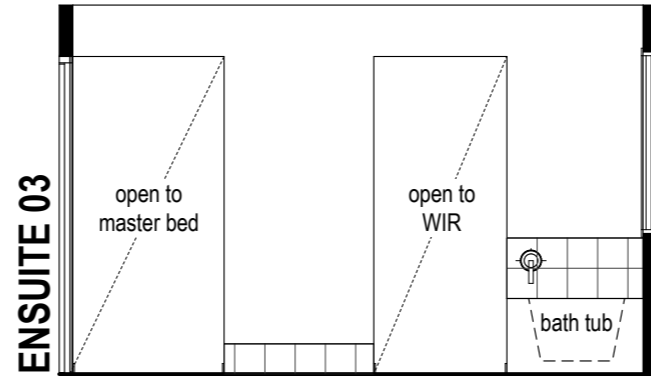
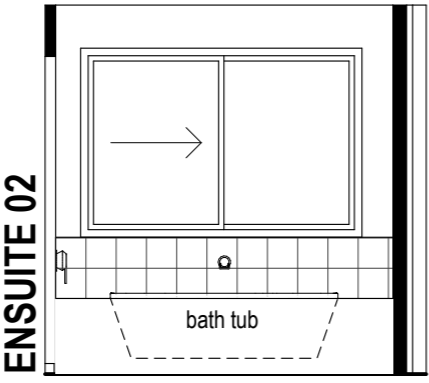
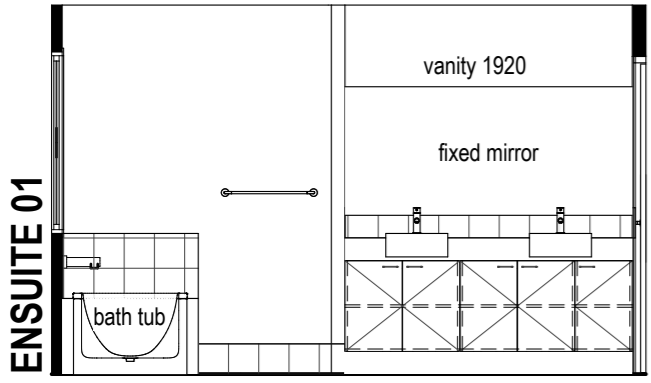
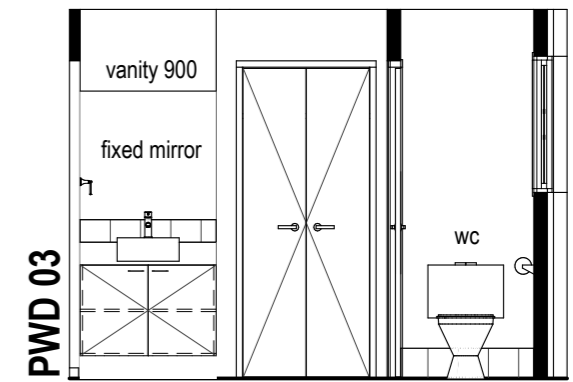
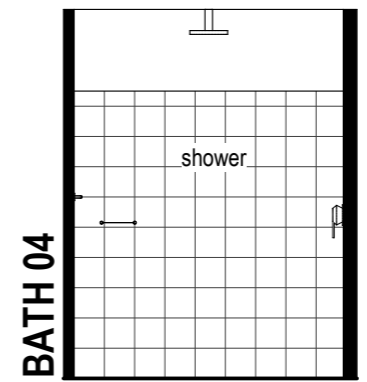
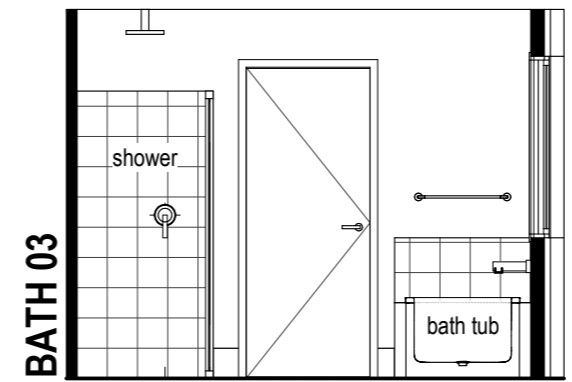
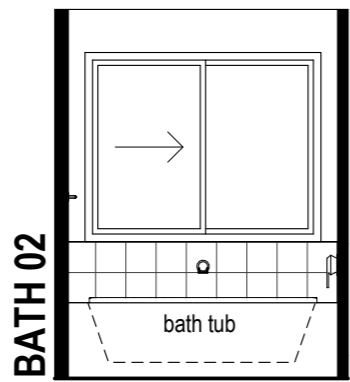
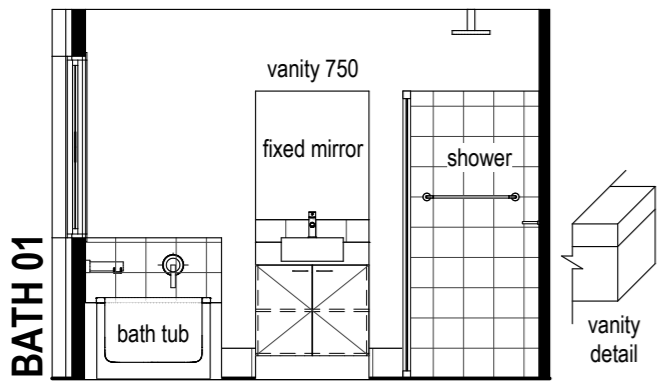
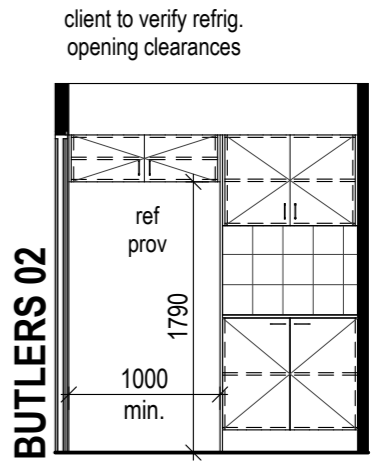
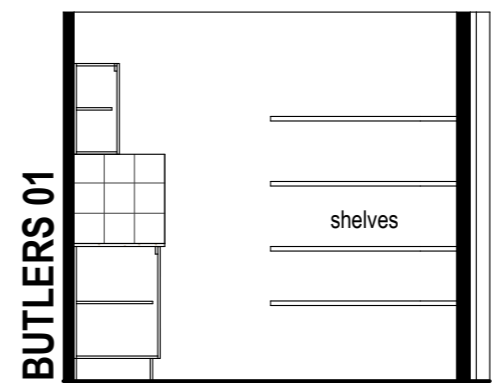
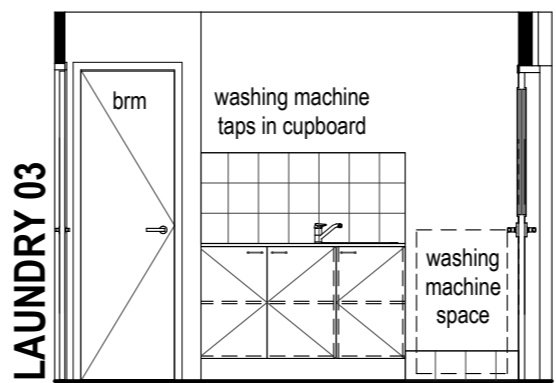
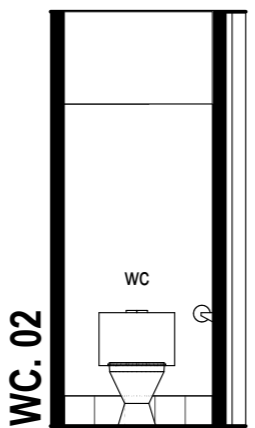
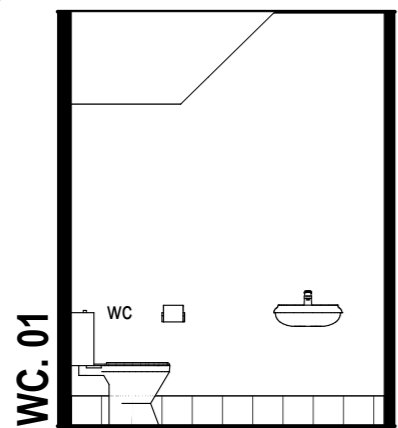
SEAVIEW 278
'COAST FACADE
90mm VIC'

Drawing
UPPER ELECTRICAL
 Scale 1:100 @ A3



KITCHEN BULKHEAD DETAIL

SCALE : N.T.S.



STROUD HOMES
 P : 1800 STROUD
 W : stroudhomes.com.au

2020 © THESE PLANS ARE COPYRIGHT, MUST NOT BE REPRODUCED WITHOUT WRITTEN AUTHORISATION & REMAIN THE SOLE PROPERTY OF STROUD HOMES PTY LTD.

Issue	Date
A	29/02/20
B	02/03/20

AREAS	
LIVING	175.56 sq.m
LIVING	35.88 sq.m
GARAGE	38.77 sq.m
PORCH	4.88 sq.m
ALFRESCO	15.20 sq.m
BALCONY	7.74 sq.m
TOTAL :	278.03 sq.m
	29.91 square

SEAVIEW 278
'COAST FACADE
90mm VIC'

Drawing
INTERNALS
ELEVATIONS
 Scale 1:50 @ A3



Mountain Facade

 4
  2
  2

Whitmore 294 Sloped Block (90mm)



2.7M
CEILINGS



CHILD'S
RETREAT

FLOOR AREA

Living	76.97m ²
Upper Living	154.66m ²
Garage	39.11m ²
Alfresco	21.78m ²
Porch	5.59m ²

TOTAL: (32.07sqs) 298.11m²

HOUSE SIZE

Width	13.27m
Depth	23.02m

TYPICAL FRONTAGE 16.27m+





2.7M
CEILINGS



CHILD'S
RETREAT

LEGEND:
 FULLY OR PARTIALLY SHADED GREY OR
 GREEN OBJECTS ARE FURNITURE ITEMS
 SHOWING INDICATIVE ROOM CONFIGURATIONS
 AND ARE NOT INCLUDED BY STROUD HOMES



STROUD HOMES
 P : 1800 STROUD
 W : stroudhomes.com.au

2021 © THE COPYRIGHT IN THESE PLANS IS OWNED BY SRE HOLDINGS PTY LTD ATF SRE HOLDINGS TRUST AND MAY ONLY BE USED OR REPRODUCED WITH WRITTEN AUTHORISATION FROM SRE HOLDINGS PTY LTD OR AN ASSOCIATED ENTITY LICENSED TO DO SO.

Issue	Date
A	30/07/21
B	03/08/21

AREAS	
LIVING	76.97 sq.m
UPPER LIVING	154.66 sq.m
GARAGE	39.11 sq.m
PORCH	5.59 sq.m
ALFRESCO	21.78 sq.m
TOTAL :	298.11 sq.m
	32.07 square

**WHITMORE 294
 'MOUNTAIN FACADE
 90mm VIC'**

Drawing
PRESENTATION
 Scale 1:100 @ A3

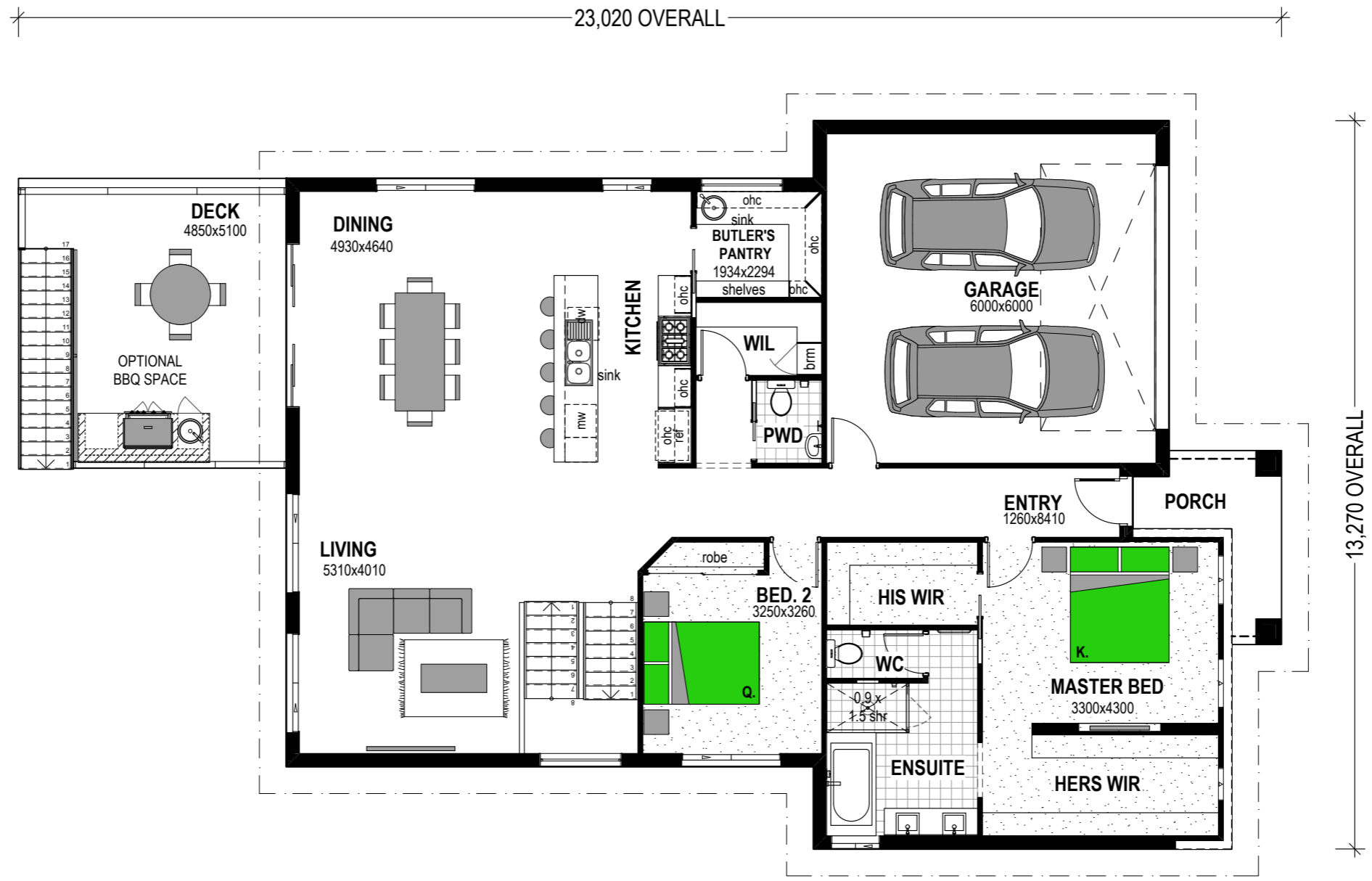


2.7M
CEILINGS



CHILD'S
RETREAT

LEGEND:
 FULLY OR PARTIALLY SHADED GREY OR GREEN OBJECTS ARE FURNITURE ITEMS SHOWING INDICATIVE ROOM CONFIGURATIONS AND ARE NOT INCLUDED BY STROUD HOMES



STROUD HOMES
 P : 1800 STROUD
 W : stroudhomes.com.au

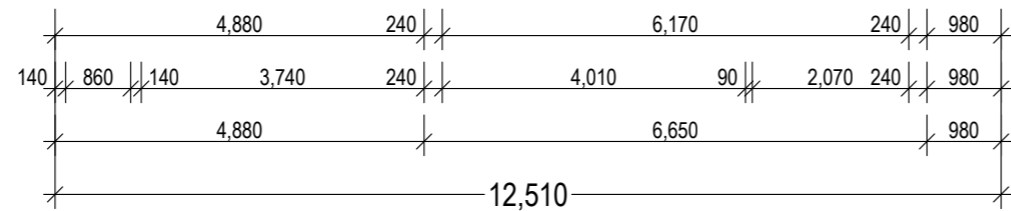
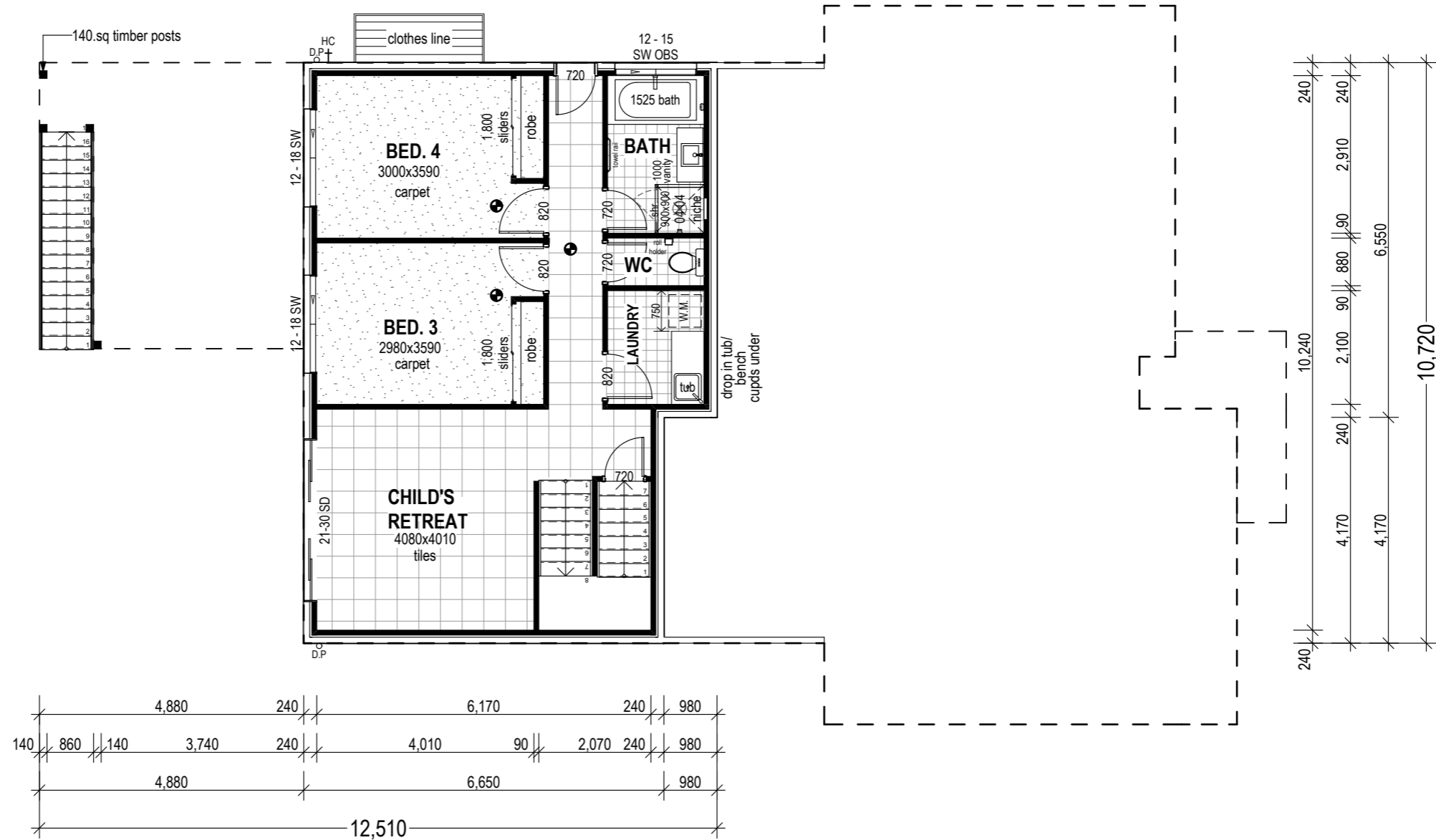
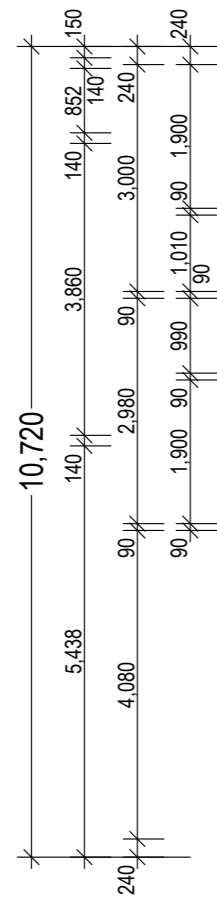

2021 © THE COPYRIGHT IN THESE PLANS IS OWNED BY SRE HOLDINGS PTY LTD ATF SRE HOLDINGS TRUST AND MAY ONLY BE USED OR REPRODUCED WITH WRITTEN AUTHORIZATION FROM SRE HOLDINGS PTY LTD OR AN ASSOCIATED ENTITY LICENSED TO DO SO.

Issue	Date
A	30/07/21
B	03/08/21

AREAS	
LIVING	76.97 sq.m
UPPER LIVING	154.66 sq.m
GARAGE	39.11 sq.m
PORCH	5.59 sq.m
ALFRESCO	21.78 sq.m
TOTAL :	298.11 sq.m
	32.07 square

WHITMORE 294
'MOUNTAIN FACADE
90mm VIC'

Drawing
PRESENTATION
UPPER
 Scale 1:100 @ A3



STROUD HOMES
P : 1800 STROUD
W : stroudhomes.com.au

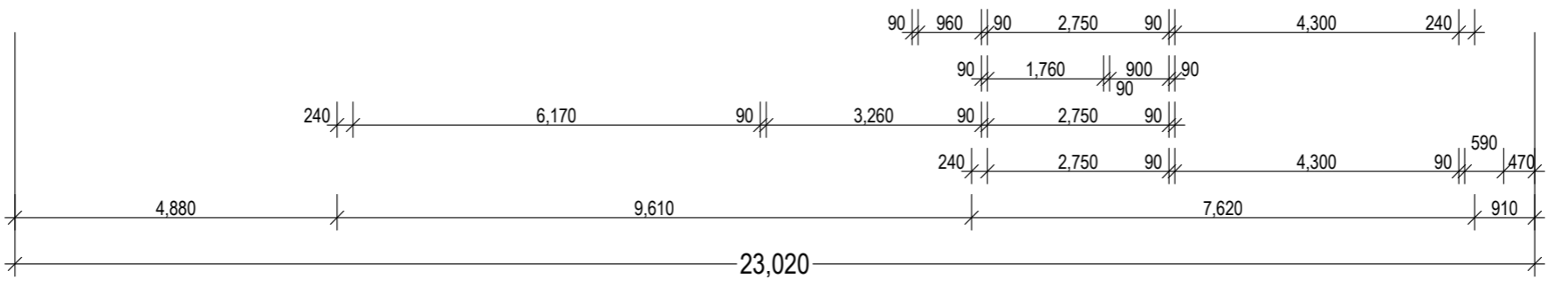
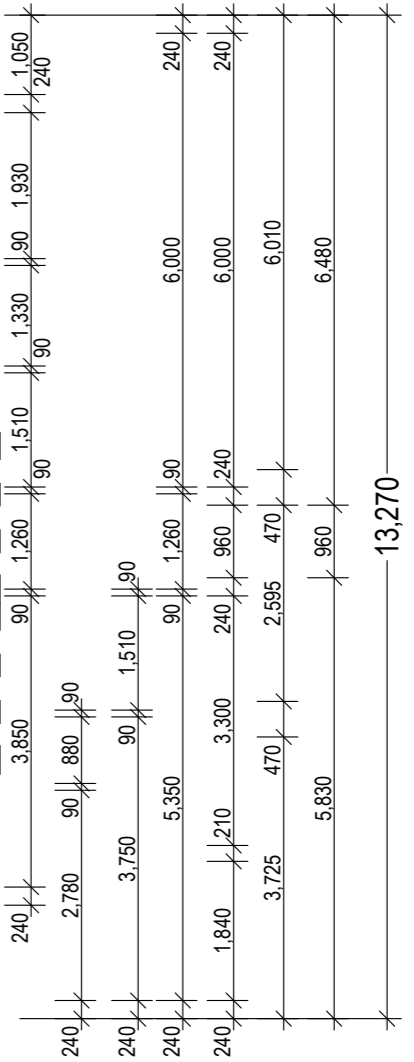
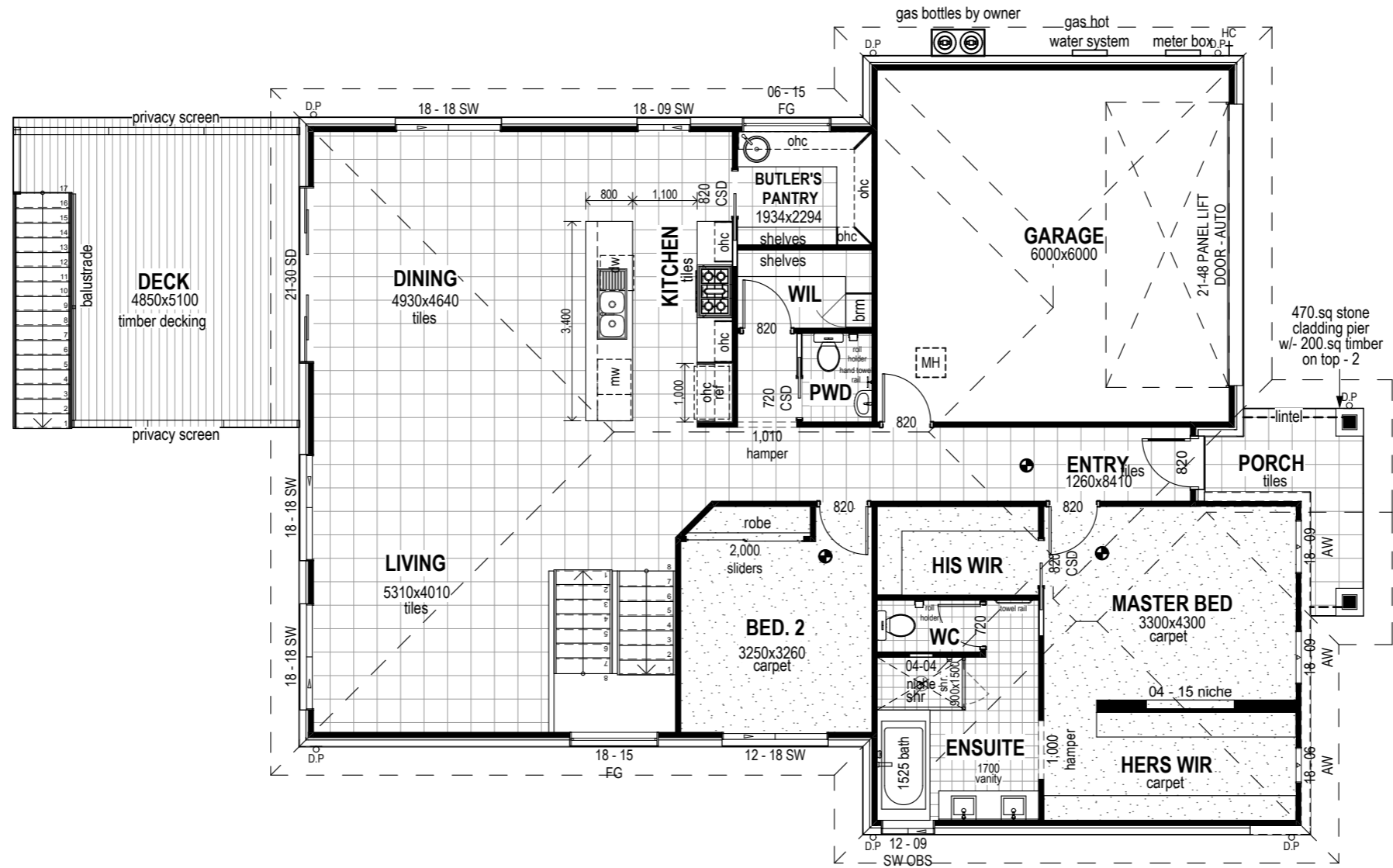
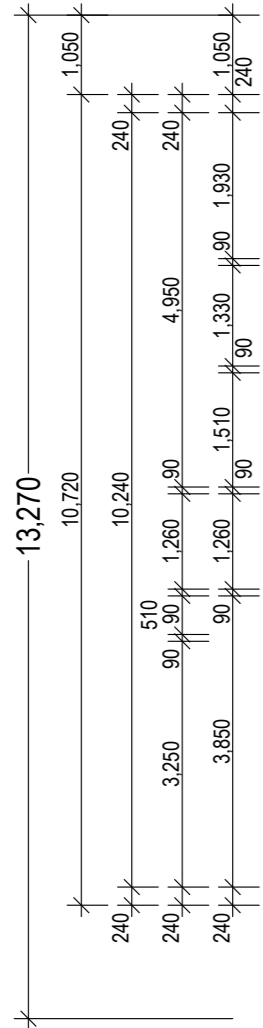
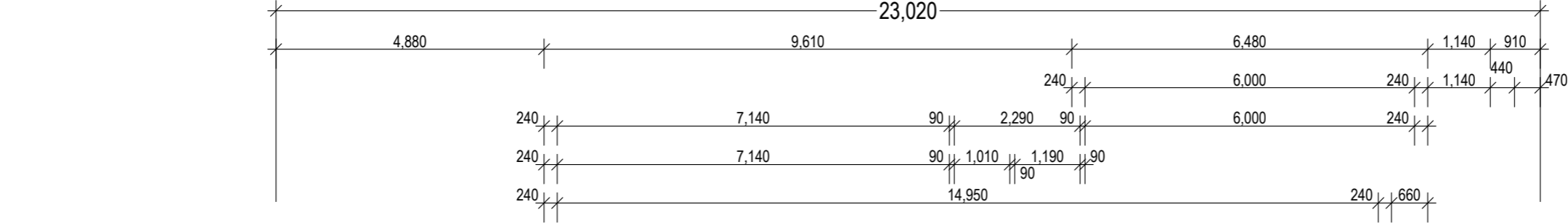
2021 © THE COPYRIGHT IN THESE PLANS IS OWNED BY SRE HOLDINGS PTY LTD ATF SRE HOLDINGS TRUST AND MAY ONLY BE USED OR REPRODUCED WITH WRITTEN AUTHORISATION FROM SRE HOLDINGS PTY LTD OR AN ASSOCIATED ENTITY LICENSED TO DO SO.

Issue	Date
A	30/07/21
B	03/08/21

AREAS	
LIVING	76.97 sq.m
UPPER LIVING	154.66 sq.m
GARAGE	39.11 sq.m
PORCH	5.59 sq.m
ALFRESCO	21.78 sq.m
TOTAL :	298.11 sq.m
	32.07 square

WHITMORE 294
'MOUNTAIN FACADE
90mm VIC'

Drawing
FLOOR PLAN
 Scale 1:100 @ A3



STROUD HOMES
P : 1800 STROUD
W : stroudhomes.com.au

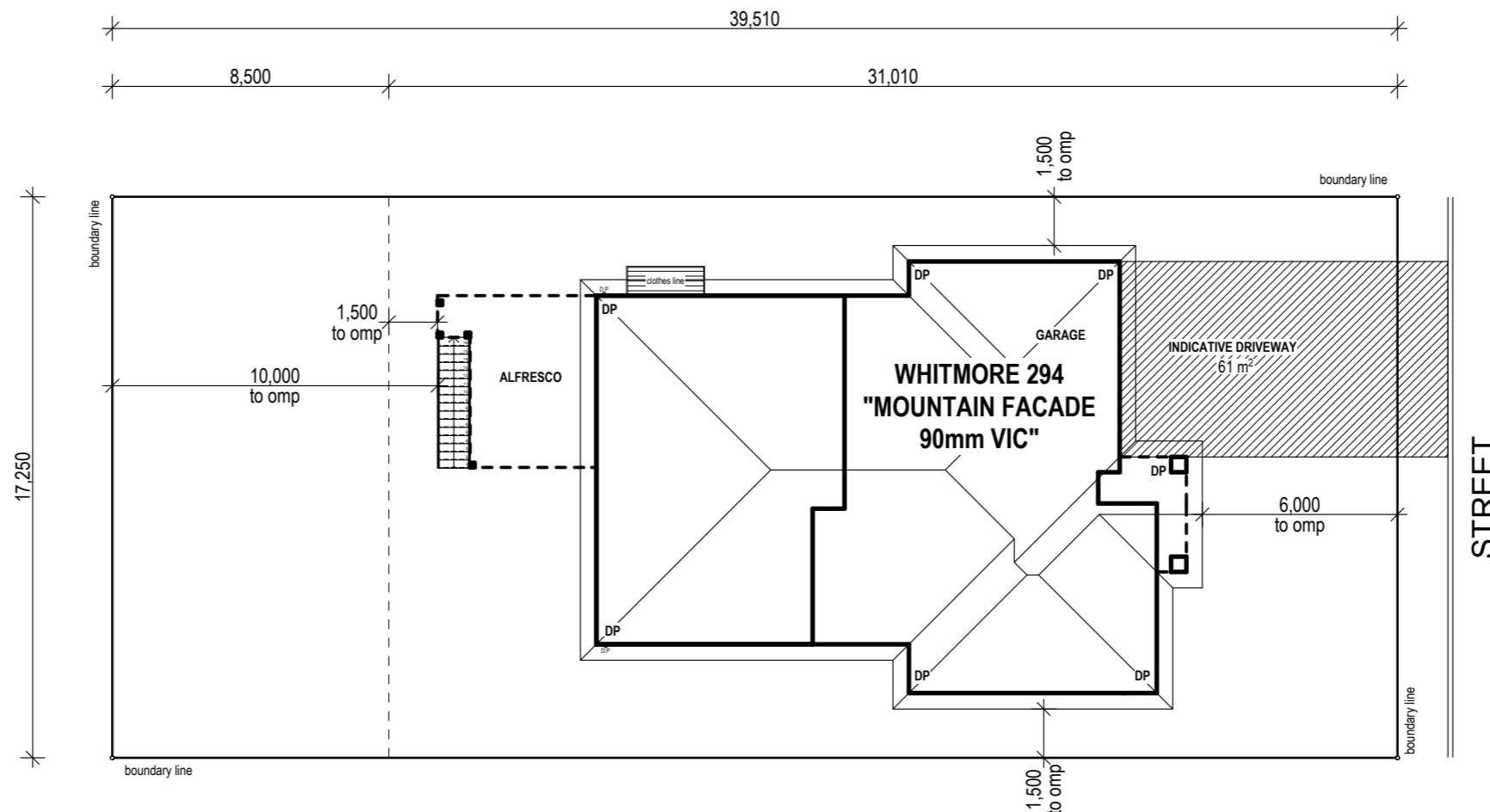
2021 THE COPYRIGHT IN THESE PLANS IS OWNED BY SRE HOLDINGS PTY LTD ATF SRE HOLDINGS TRUST AND MAY ONLY BE USED OR REPRODUCED WITH WRITTEN AUTHORIZATION FROM SRE HOLDINGS PTY LTD OR AN ASSOCIATED ENTITY LICENSED TO DO SO.

Issue	Date
A	30/07/21
B	03/08/21

AREAS	
LIVING	76.97 sq.m
UPPER LIVING	154.66 sq.m
GARAGE	39.11 sq.m
PORCH	5.59 sq.m
ALFRESCO	21.78 sq.m
TOTAL :	298.11 sq.m
	32.07 square

WHITMORE 294
'MOUNTAIN FACADE
90mm VIC'

Drawing
UPPER FLOOR PLAN
 Scale 1:1, 1:100 @ A3



STROUD HOMES
P : 1800 STROUD
W : stroudhomes.com.au

2021 © THE COPYRIGHT IN THESE PLANS IS OWNED BY SRE HOLDINGS PTY LTD ATF SRE HOLDINGS TRUST AND MAY ONLY BE USED OR REPRODUCED WITH WRITTEN AUTHORIZATION FROM SRE HOLDINGS PTY LTD OR AN ASSOCIATED ENTITY LICENSED TO DO SO.

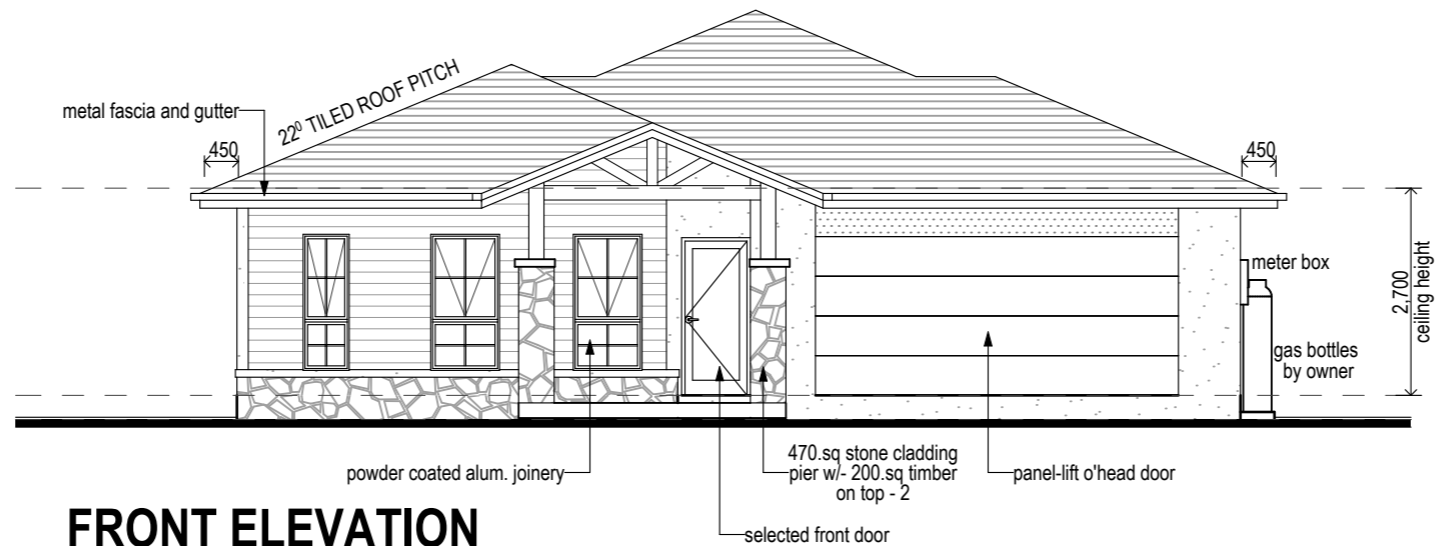
Issue	Date
A	30/07/21
B	03/08/21

AREAS	
LIVING	76.97 sq.m
UPPER LIVING	154.66 sq.m
GARAGE	39.11 sq.m
PORCH	5.59 sq.m
ALFRESCO	21.78 sq.m
TOTAL :	298.11 sq.m
	32.07 square

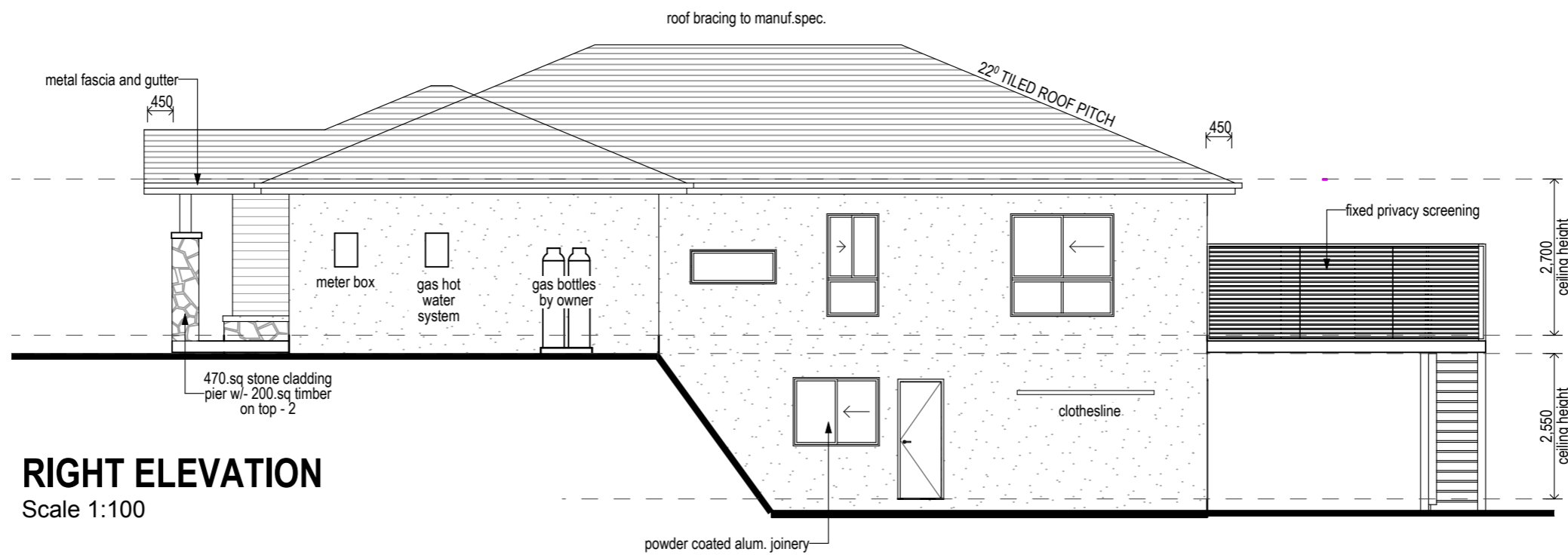
WHITMORE 294
'MOUNTAIN FACADE
90mm VIC'

Drawing
SITE PLAN
 Scale 1:200 @ A3

NOTE :
450mm EAVE UNO.



FRONT ELEVATION
Scale 1:100



RIGHT ELEVATION
Scale 1:100



STROUD HOMES
P : 1800 STROUD
W : stroudhomes.com.au

2021 © THE COPYRIGHT IN THESE PLANS IS OWNED BY SRE HOLDINGS PTY LTD ATF SRE HOLDINGS TRUST AND MAY ONLY BE USED OR REPRODUCED WITH WRITTEN AUTHORIZATION FROM SRE HOLDINGS PTY LTD OR AN ASSOCIATED ENTITY LICENSED TO DO SO.

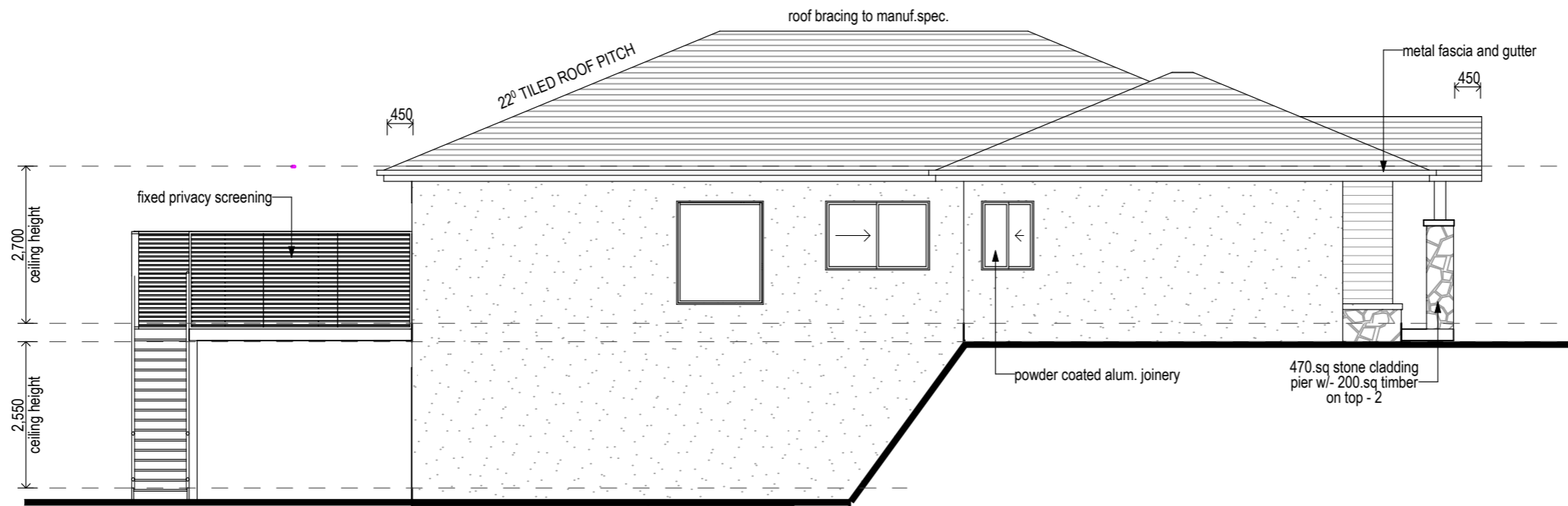
Issue	Date
A	30/07/21
B	03/08/21

AREAS	
LIVING	76.97 sq.m
UPPER LIVING	154.66 sq.m
GARAGE	39.11 sq.m
PORCH	5.59 sq.m
ALFRESCO	21.78 sq.m
TOTAL :	298.11 sq.m
	32.07 square

WHITMORE 294
'MOUNTAIN FACADE
90mm VIC'

Drawing
ELEVATIONS
Scale 1:100 @ A3

NOTE :
450mm EAVE UNO.



LEFT ELEVATION

Scale 1:100



REAR ELEVATION

Scale 1:100



STROUD HOMES

P : 1800 STROUD

W : stroudhomes.com.au

2021 THE COPYRIGHT IN THESE PLANS IS OWNED BY SRE HOLDINGS PTY LTD ATF SRE HOLDINGS TRUST AND MAY ONLY BE USED OR REPRODUCED WITH WRITTEN AUTHORIZATION FROM SRE HOLDINGS PTY LTD OR AN ASSOCIATED ENTITY LICENSED TO DO SO.

Issue	Date
A	30/07/21
B	03/08/21

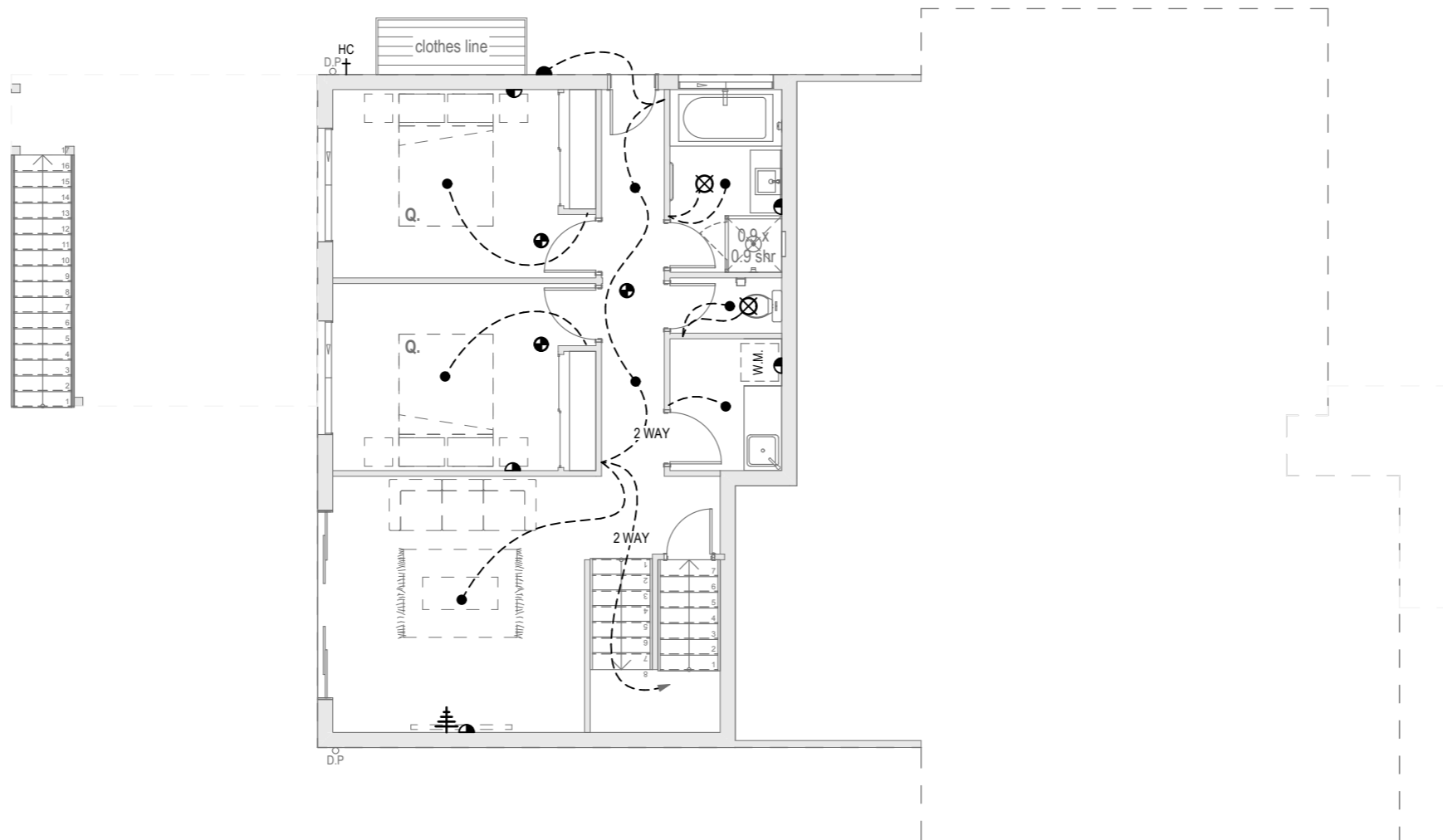
AREAS	
LIVING	76.97 sq.m
UPPER LIVING	154.66 sq.m
GARAGE	39.11 sq.m
PORCH	5.59 sq.m
ALFRESCO	21.78 sq.m
TOTAL :	298.11 sq.m
	32.07 square

WHITMORE 294
'MOUNTAIN FACADE
90mm VIC'

Drawing

ELEVATIONS

Scale 1:100 @ A3



ELECTRICAL LEGEND		
Symbol	Description	No.
	(GPO) DOUBLE POWER POINT	16
	(GPO) DOUBLE POWER POINT - USB	1
	(GPO) DOUBLE POWER POINT - WP	1
	(GPO) SINGLE POWER POINT	6
	DOWNLIGHT	25
	EXHAUST FAN	5
	LIGHT - BUNKER	1
	LIGHT - DOUBLE STRIP FLUORESCENT	1
	LIGHT - WALL MOUNT	3
	LIGHT EXTERNAL - SENSOR UNIT	1
	SMOKE DETECTOR	6
	DATA POINTS	1
	TELEVISION POINT	3



STROUD HOMES
P : 1800 STROUD
W : stroudhomes.com.au

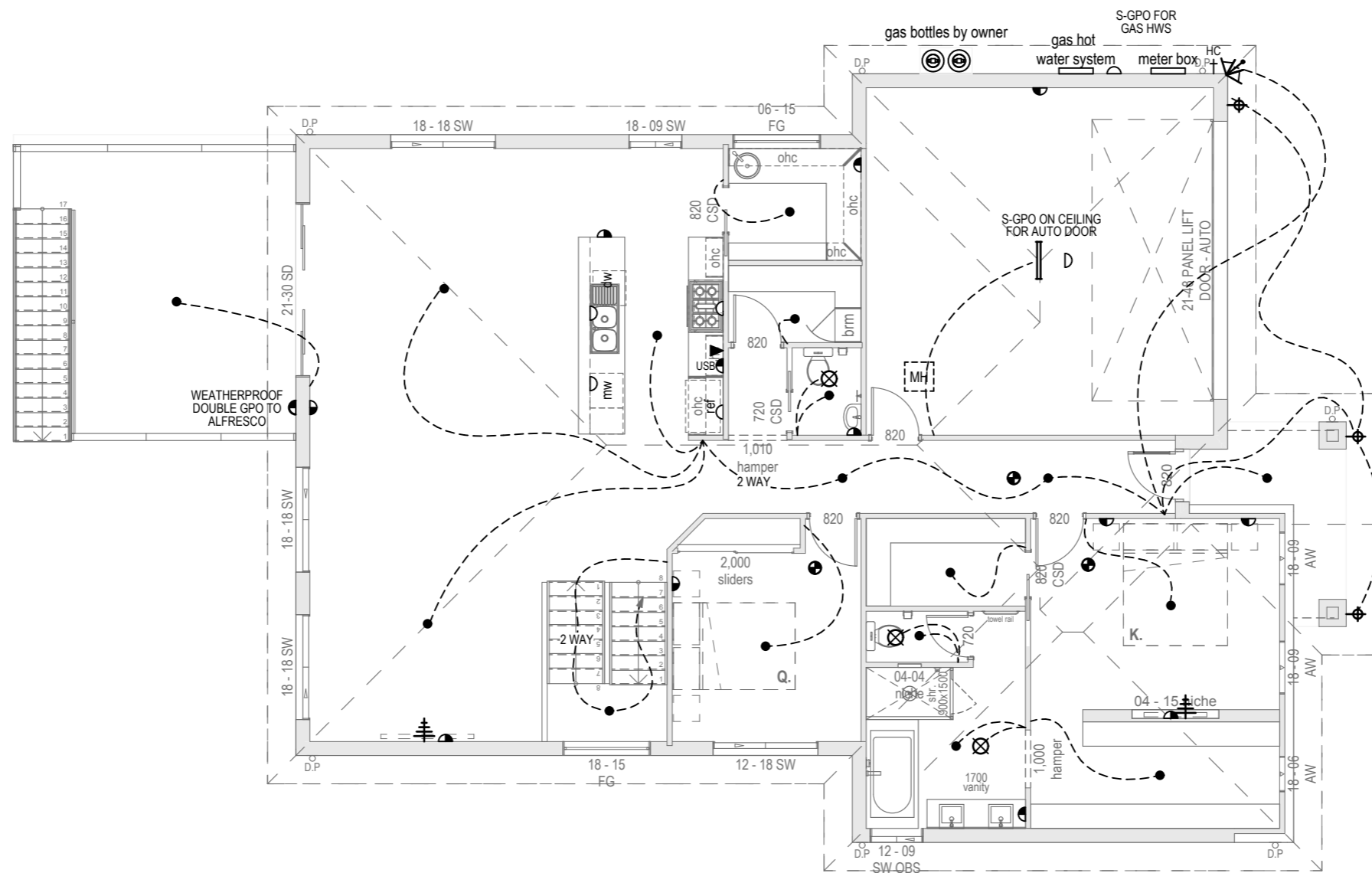
2021 © THE COPYRIGHT IN THESE PLANS IS OWNED BY SRE HOLDINGS PTY LTD ATF SRE HOLDINGS TRUST AND MAY ONLY BE USED OR REPRODUCED WITH WRITTEN AUTHORISATION FROM SRE HOLDINGS PTY LTD OR AN ASSOCIATED ENTITY LICENSED TO DO SO.

Issue	Date
A	30/07/21
B	03/08/21

AREAS	
LIVING	76.97 sq.m
UPPER LIVING	154.66 sq.m
GARAGE	39.11 sq.m
PORCH	5.59 sq.m
ALFRESCO	21.78 sq.m
TOTAL :	298.11 sq.m
	32.07 square

WHITMORE 294
'MOUNTAIN FACADE
90mm VIC'

Drawing
ELECTRICAL
 Scale 1:100 @ A3



ELECTRICAL LEGEND

Symbol	Description	No.
	(GPO) DOUBLE POWER POINT	16
	(GPO) DOUBLE POWER POINT - USB	1
	(GPO) DOUBLE POWER POINT - WP	1
	(GPO) SINGLE POWER POINT	6
	DOWNLIGHT	25
	EXHAUST FAN	5
	LIGHT - BUNKER	1
	LIGHT - DOUBLE STRIP FLUORESCENT	1
	LIGHT - WALL MOUNT	3
	LIGHT EXTERNAL - SENSOR UNIT	1
	SMOKE DETECTOR	6
	DATA POINTS	1
	TELEVISION POINT	3



STROUD HOMES
P : 1800 STROUD
W : stroudhomes.com.au

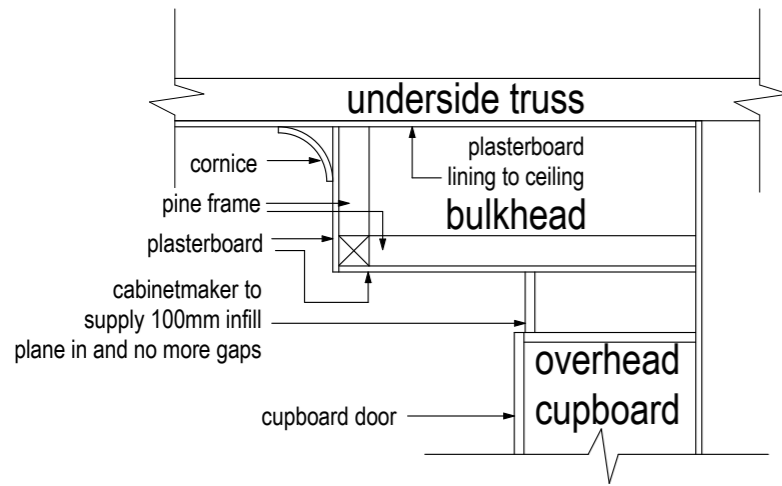
2021 © THE COPYRIGHT IN THESE PLANS IS OWNED BY SRE HOLDINGS PTY LTD ATF SRE HOLDINGS TRUST AND MAY ONLY BE USED OR REPRODUCED WITH WRITTEN AUTHORISATION FROM SRE HOLDINGS PTY LTD OR AN ASSOCIATED ENTITY LICENSED TO DO SO.

Issue	Date
A	30/07/21
B	03/08/21

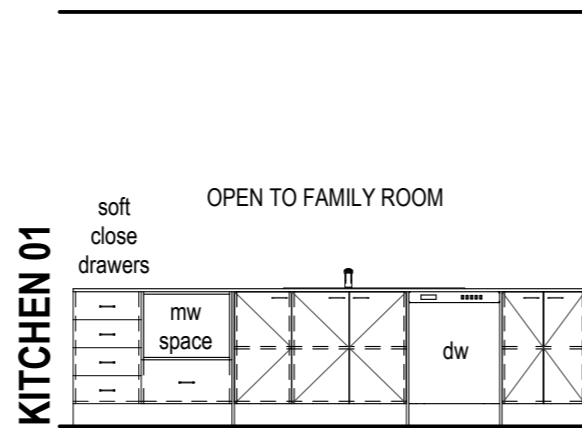
AREAS	
LIVING	76.97 sq.m
UPPER LIVING	154.66 sq.m
GARAGE	39.11 sq.m
PORCH	5.59 sq.m
ALFRESCO	21.78 sq.m
TOTAL :	298.11 sq.m
	32.07 square

WHITMORE 294
'MOUNTAIN FACADE
90mm VIC'

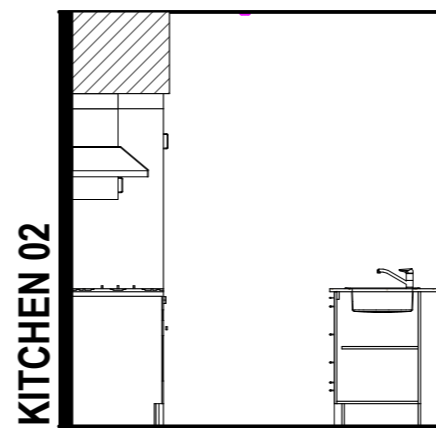
Drawing
UPPER ELECTRICAL
 Scale 1:100 @ A3



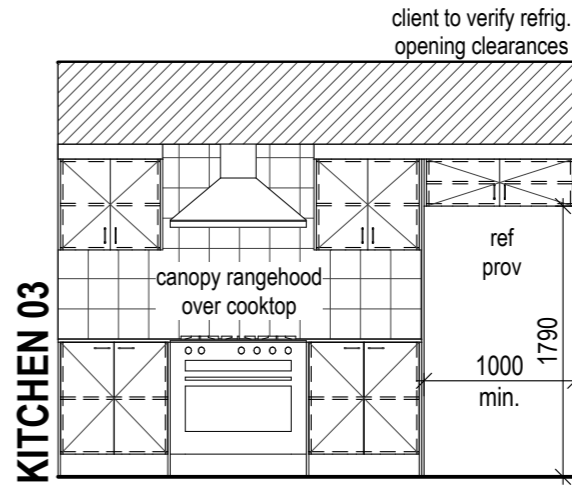
KITCHEN BULKHEAD DETAIL
SCALE : N.T.S.



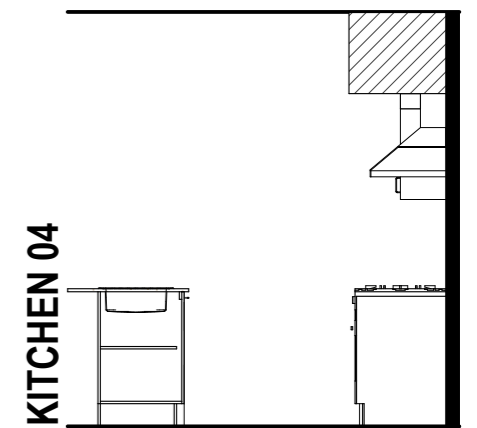
KITCHEN 01



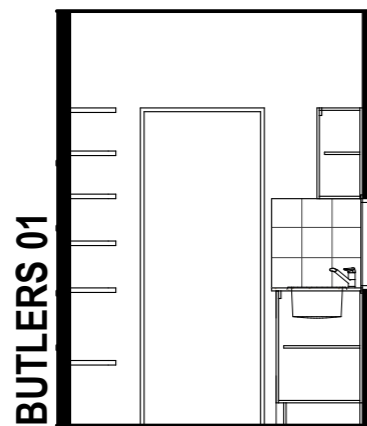
KITCHEN 02



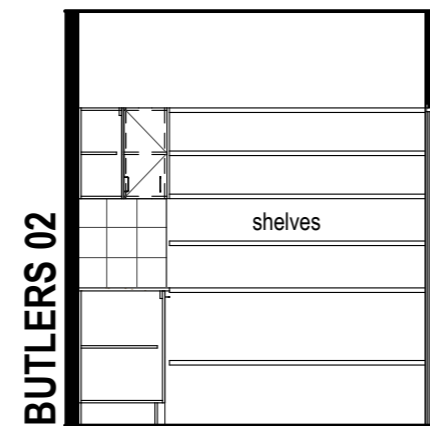
KITCHEN 03



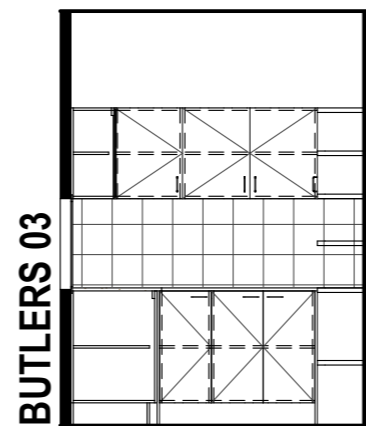
KITCHEN 04



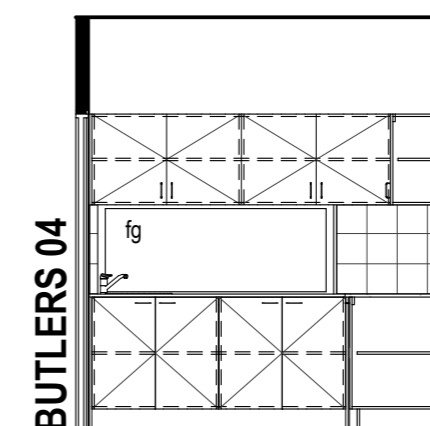
BUTLERS 01



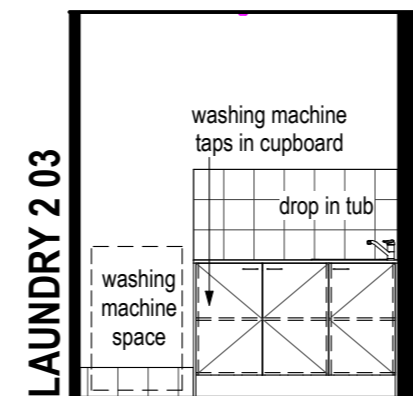
BUTLERS 02



BUTLERS 03



BUTLERS 04



LAUNDRY 2 03



STROUD HOMES
P : 1800 STROUD
W : stroudhomes.com.au

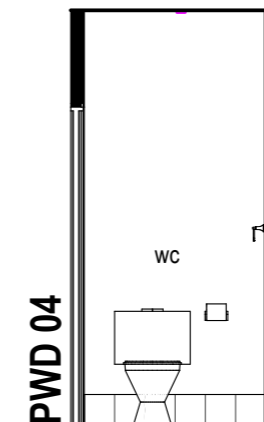
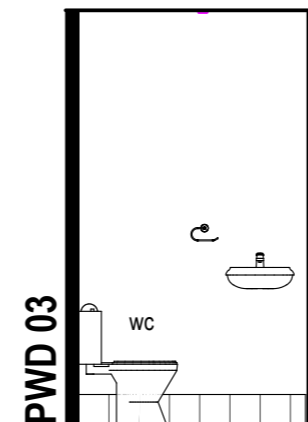
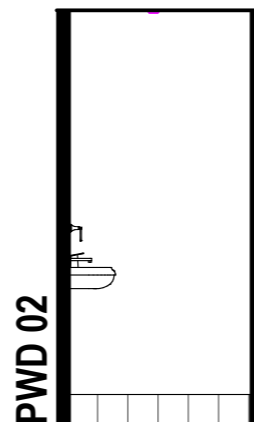
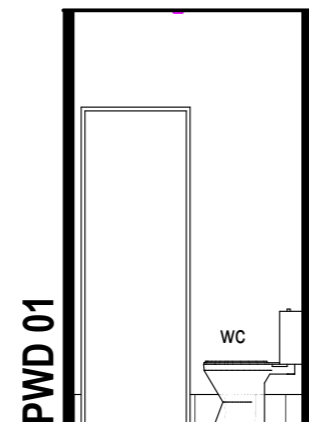
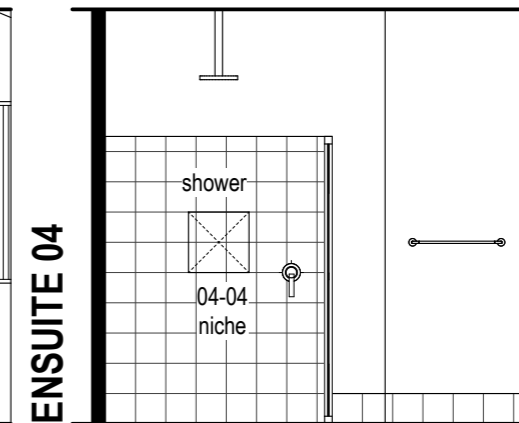
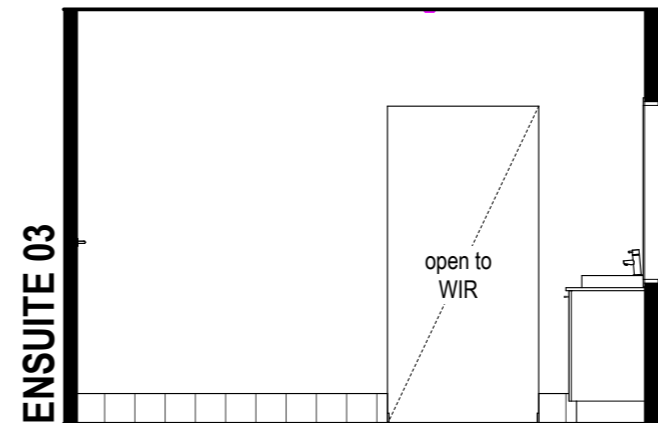
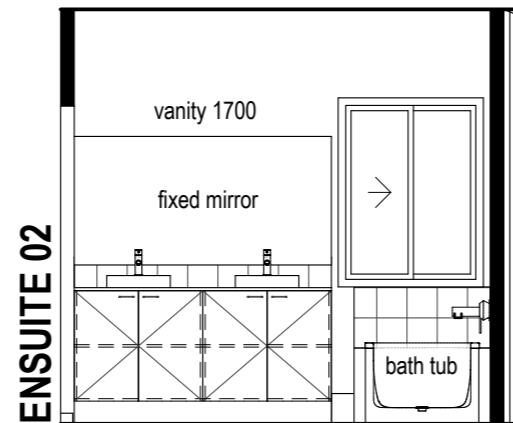
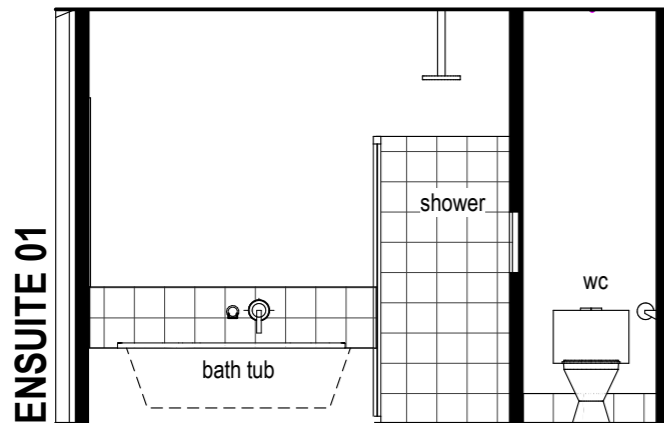
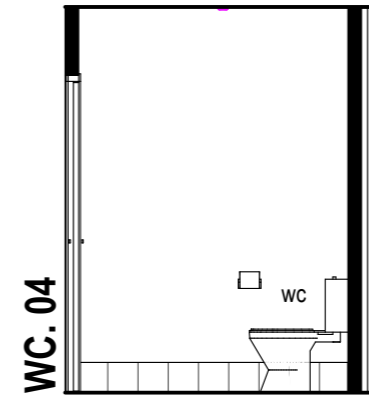
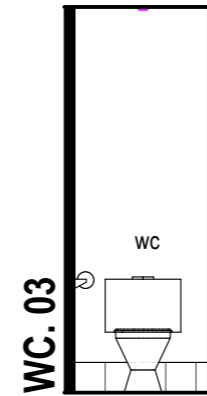
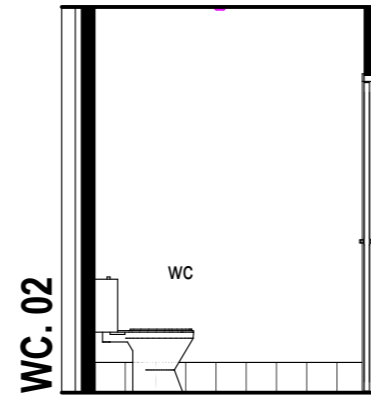
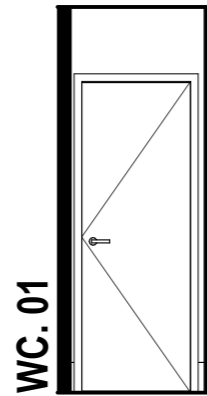
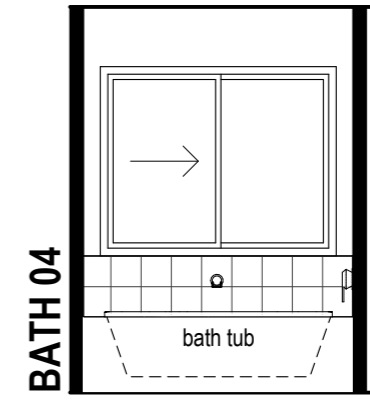
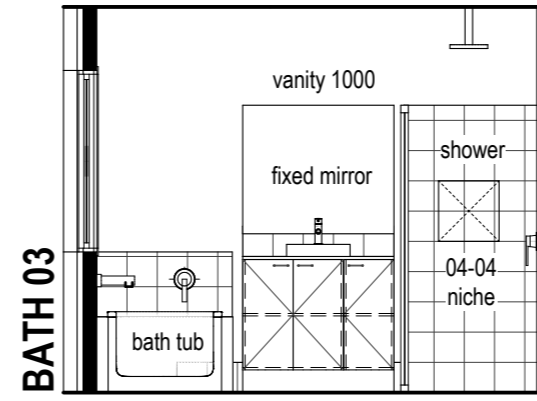
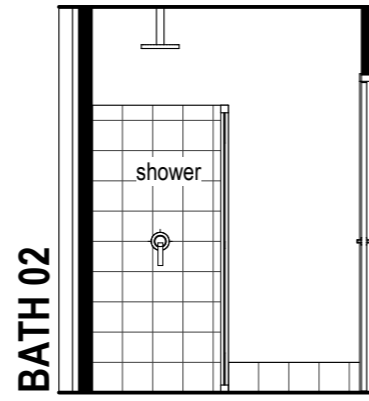
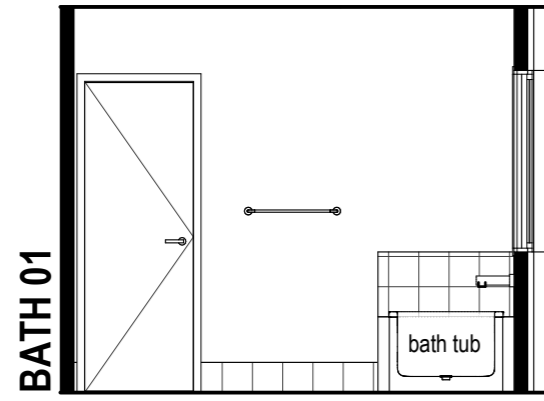
2021 THE COPYRIGHT IN THESE PLANS IS OWNED BY SRE HOLDINGS PTY LTD ATF SRE HOLDINGS TRUST AND MAY ONLY BE USED OR REPRODUCED WITH WRITTEN AUTHORISATION FROM SRE HOLDINGS PTY LTD OR AN ASSOCIATED ENTITY LICENSED TO DO SO.

Issue	Date
A	30/07/21
B	03/08/21

AREAS	
LIVING	76.97 sq.m
UPPER LIVING	154.66 sq.m
GARAGE	39.11 sq.m
PORCH	5.59 sq.m
ALFRESCO	21.78 sq.m
TOTAL :	298.11 sq.m
	32.07 square

WHITMORE 294
'MOUNTAIN FACADE
90mm VIC'

Drawing
INTERNALS ELEVATIONS
Scale 1:50 @ A3



STROUD HOMES
 P : 1800 STROUD
 W : stroudhomes.com.au

2021 THE COPYRIGHT IN THESE PLANS IS OWNED BY SRE HOLDINGS PTY LTD ATF SRE HOLDINGS TRUST AND MAY ONLY BE USED OR REPRODUCED WITH WRITTEN AUTHORIZATION FROM SRE HOLDINGS PTY LTD OR AN ASSOCIATED ENTITY LICENSED TO DO SO.

Issue	Date
A	30/07/21
B	03/08/21

AREAS	
LIVING	76.97 sq.m
UPPER LIVING	154.66 sq.m
GARAGE	39.11 sq.m
PORCH	5.59 sq.m
ALFRESCO	21.78 sq.m
TOTAL :	298.11 sq.m
	32.07 square

WHITMORE 294
'MOUNTAIN FACADE
90mm VIC'

Drawing
INTERNALS
ELEVATIONS
 Scale 1:50 @ A3